

Van Zandt County
Monthly Financial & Investment Report
Month Ending September 30, 2020

TO BE RECORDED IN THE OCTOBER 28, 2020 MINUTES

OF THE COMMISSIONERS' COURT

BY VAN ZANDT COUNTY CLERK.


SUBMITTED THIS THE 26TH DAY OF OCTOBER 2020




Kenny Edwards, Treasurer

The Van Zandt County Commissioners' Court, having reviewed the Treasurer's Report as presented, having taken reasonable steps to ensure its accuracy, and based upon presentations of the Treasurer's Office, does hereby approve the Report, subject to the independent auditor's review and does further order that it be filed with the official minutes of this meeting. (LGC 114.026(c))

In addition, the below signatures affirm that the Treasurers' Report complies with statutes as referenced. (LGC 114.026(d))S




Don Kirkpatrick, Van Zandt County Judge




Brandon Brown

Commissioner Precinct #1



Keith Pearson

Commissioner Precinct #3



Virgil Melton, Jr.

Commissioner Precinct #2



Tim West

Commissioner Precinct #4

Van Zandt County
Monthly Financial & Investment Report
Month Ending September 30, 2020

TO BE RECORDED IN THE OCTOBER 28, 2020 MINUTES

OF THE COMMISSIONERS' COURT

BY VAN ZANDT COUNTY CLERK.

SUBMITTED THIS THE 26TH DAY OF OCTOBER 2020



Kenny Edwards, Treasurer

The Van Zandt County Commissioners' Court, having reviewed the Treasurer's Report as presented, having taken reasonable steps to ensure its accuracy, and based upon presentations of the Treasurer's Office, does hereby approve the Report, subject to the independent auditor's review and does further order that it be filed with the official minutes of this meeting. {LGC 114.026(e)}

In addition, the below signatures affirm that the Treasurers' Report complies with statutes as referenced. {LGC 114.026(d)}S

Don Kirkpatrick, Van Zandt County Judge

Brandon Brown

Commissioner Precinct #1

Keith Pearson

Commissioner Precinct #3

Virgil Melton, Jr.

Commissioner Precinct #2

Tim West

Commissioner Precinct #4

FUND NAME	CHECKING ACCOUNT	CHECKING AMOUNT	TDOA ACCOUNT	TDOA AMOUNT	FUND TOTAL
2020 010 GENERAL FUND	FIN CLEAR AMERICAN CTY JURY	119,963.30	TDOA MBIA	4,350,028.48	1,341.23
		3,417.00			4,474,750.01
2020 012 RESERVE FUNDS	FIN CLEAR		TDOA MBIA		
2020 015 SHERIFF CHAPTER 59 FORFEITURE AMERICAN	FIN CLEAR AMERICAN	1,473.46	TDOA MBIA	16,349.37	17,822.83
2020 016 DA FORFEITURE FUND	FIN CLEAR	3,105.15	TDOA MBIA		
	ESCROW #1	1,172.64			
	ESCROW #2	7,450.55			
	ESCROW #3	16,365.42			
	ESCROW #4	23,908.23			
	ESCROW #5	780.01			
	ESCROW #6	520.80			
	ESCROW #7	29,041.74			
	ESCROW #8	652.26			
	ESCROW #9	11,536.59			
	ESCROW #10				
	ESCROW #11				
	ESCROW #12				
	ESCROW #13				
	ESCROW #14				
	ESCROW #15				
	ESCROW #16				
	ESCROW #17	7,195.37			
	ESCROW #18				
	ESCROW #19	52,389.89			
	ESCROW #20				
	ESCROW #21				
	ESCROW #22	2,309.34			
	ESCROW #23				
	ESCROW #24				
	ESCROW #25				
	ESCROW #26	1,001.15			
	ESCROW #27	2,925.87			
	ESCROW #28	2,713.35			
	ESCROW #29				
	ESCROW #30				
	ESCROW #31				
	ESCROW #32				
	ESCROW #33				
	ESCROW #34	9,658.18			
	ESCROW #35				
	ESCROW #36	3,132.78			
	ESCROW #37				
	ESCROW #38				
	ESCROW #39				
	ESCROW #40	1,481.26			
	ESCROW #41				
	ESCROW #42				
	ESCROW #43				
	ESCROW #44				
	ESCROW #45				

FUND NAME	CHECKING ACCOUNT	CHECKING AMOUNT	TDOA ACCOUNT	TDOA AMOUNT	FUND TOTAL
2020 017 BUILDING SECURITY FUND	FIN CLEAR	4,735.43	TDOA MBIA	20,010.20	183,802.01
	ESCROW #46				
	ESCROW #47				
	ESCROW #48				
	ESCROW #49				
	ESCROW #50				
	ESCROW #51				
	ESCROW #52				
	ESCROW #53				
	ESCROW #54				
	ESCROW #55				
	ESCROW #56				
	ESCROW #57				
	ESCROW #58				
	ESCROW #59				
	ESCROW #60				
	ESCROW #61				
	ESCROW #62				
	ESCROW #63				
	ESCROW #64				
ESCROW #65					
ESCROW #66					
ESCROW #67					
ESCROW #68					
ESCROW #69					
ESCROW #70	5,038.41				
ESCROW #71					
ESCROW #72					
ESCROW #73					
ESCROW #74					
ESCROW #75					
ESCROW #76					
ESCROW #77					
ESCROW #78					
ESCROW #79					
ESCROW #80					
ESCROW #81					
ESCROW #82					
ESCROW #83					
ESCROW #84	640.37				
ESCROW #85					
ESCROW #86	782.65				
ESCROW #87					
ESCROW #88					
2020 018 JUSTICE COURT BLDG SECURITY FUND	FIN CLEAR	1,943.23	TDOA	9,409.46	11,352.69
2020 019 DA FOREFTURE FUND	ESCROW #13				
	ESCROW #14				
	ESCROW #15	1,684.73			1,684.73
	ESCROW #45				
2020 021 ROAD & BRIDGE - PCT. 1	FIN CLEAR	68,869.07	TDOA	530,400.01	

DATE 10/26/2020 TIME 10:20

COMBINED STATEMENT OF CASH POSITION FOR SEPTEMBER

GELL02 PAGE

FUND NAME	CHECKING ACCOUNT	CHECKING AMOUNT	TDOA ACCOUNT	TDOA AMOUNT	FUND TOTAL
2020 022 ROAD & BRIDGE - PCT. 2	FIN CLEAR	97,351.98	TDOA MBIA	518,924.08	936,544.80
2020 023 ROAD & BRIDGE - PCT. 3	FIN CLEAR	35,094.69	TDOA MBIA	320,268.74	818,116.90
2020 024 ROAD & BRIDGE - PCT. 4	FIN CLEAR	100,219.97	TDOA MBIA	783,021.56	532,313.28
2020 026 ROAD & BRIDGE - GEN	FIN CLEAR	6,921.43	TDOA MBIA	431,727.17	7,942.85
2020 035 VICTIM COORDINATOR GRANT	FIN CLEAR	9,390.04-	TDOA MBIA	366.14	9,390.04-
2020 036 DA FORFEITURE FUND II	FIN CLEAR	12,498.41	TDOA MBIA	1,021.42	24,722.82
2020 037 CONSTABLE PCT #4 SEIZURE	FIN CLEAR	760.89	TDOA MBIA	12,224.41	6,643.34
2020 040 COUNTY LAW LIBRARY FUND	FIN CLEAR	2,258.09	TDOA MBIA	5,882.45	72,977.41
2020 042 COUNTY FREE LIBRARY	FIN CLEAR	24,825.13	TDOA MBIA	70,719.32	24,825.13
2020 043 COMMUNITY LIBRARY CONTRIBUTION	FIN CLEAR		TDOA MBIA		
2020 047 DIGITIZE RECORDS	FIN CLEAR	4,996.50	TDOA MBIA	92,936.45	97,932.95
2020 048 SUPPLEMENTAL GUARDIANSHIP	FIN CLEAR	698.22	TDOA	34,455.12	35,153.34
2020 049 COUNTY CHILD ABUSE PREVENTION	FIN CLEAR	2,217.18	TDOA	8,282.90	10,500.08
2020 050 COUNTY SPECIALTY COURT ACCOUNT	FIN CLEAR	1,535.99	TDOA MBIA	.03	1,536.02
2020 052 COUNTY & DISTRICT TECH FUND	FIN CLEAR	817.29	TDOA MBIA	4,989.38	5,806.67
2020 053 CAPITALCREDITSECONOMICDEVELOPMENT	FIN CLEAR	37,781.18	TDOA	311,513.91	349,295.09
2020 054 DISTRICT CLERK TECHNOLOGY FUND	FIN CLEAR	3,611.24	TDOA	30,034.58	33,645.82
2020 055 CHAPTER 19	FIN CLEAR		TDOA MBIA		
2020 056 COUNTY RECORDS FUND	FIN CLEAR	3,384.64	TDOA MBIA	145,081.48	148,466.12
2020 057 COUNTY CLERK RECORDS FUND	FIN CLEAR	10,888.47	TDOA	226,889.86	

FUND NAME	CHECKING ACCOUNT	CHECKING AMOUNT	TDOA ACCOUNT	TDOA AMOUNT	FUND TOTAL
2020 058 DISTRICT CLERK RECORDS FUND	FIN CLEAR	2,660.12	TDOA	9,432.45	12,092.57
2020 059 COUNTY CLERK ARCHIVE	FIN CLEAR	15,836.91	TDOA	446,683.38	462,520.29
2020 070 PERMANENT IMPROVEMENT FUND	FIN CLEAR	22,895.18	TDOA MBIA	9,511.59	32,406.77
2020 075 RIGHT-OF-WAY FUND	FIN CLEAR		TDOA MBIA		
2020 084 TAX ANTICIPATION NOTES	FIN CLEAR		TDOA MBIA		
2020 085 DEBT SERVICE FUND	DEBT CL	66,843.77	TDOA MBIA	376,024.86	442,868.77
2020 087 VZC INDIGENT HEALTH PROGRAM	FIN CLEAR	4,944.77	TDOA MBIA	154,192.06	159,136.83
2020 088 SOIL CONSERVATION DIST FUND	FIN CLEAR	148,985.92-	TDOA MBIA	69,350.37	79,635.55-
2020 090 APPELLATE JUSTICE SYSTEM FUNFIN	CLEAR	1,150.35	TDOA MBIA		1,150.35
2020 095 PAYROLL CLEARING ACCOUNT.	PAYCLEAR	194,039.82	MBIA		194,039.82
2020 096 GEN FIXED ASSETS ACCOUNT GRP			MBIA		
2020 097 LONG TERM DEBT GROUP			MBIA		
2020 131 VAN ZANDT COUNTY JAIL	FIN CLEAR	67,970.58	TDOA MBIA	503,500.00	571,470.58
2020 132 VAN ZANDT COUNTY SHERIFF DEPT	FIN CLEAR	93,808.40	TDOA MBIA	327,000.00	420,808.40
2020 145 SOLID WASTE GRANT	FIN CLEAR				
2020 147 2020 HAVA CARES ACT	FIN CLEAR	27,524.64	TDOA MBIA	15,028.24	42,552.88
2020 400 FRUITVALE 2011 TXCDBG	710056WATER				
2020 401 BENNHILLERWSC	7134891131115				
2020 402 LITTLEHOPEMOOREWSC	7130260813				
2021 540 PRETRIAL SUPERVISION	FIN CLEAR	6,274.17	TDOA	127,595.61	133,869.78
2021 541 COMMUNITY SUP & CORRECTIONS	FIN CLEAR	41,246.57	TDOA MBIA	338,500.35	379,746.92
2021 542 ADULT PROBATION CIVIL	FIN CLEAR	8,569.91	TDOA	51,139.17	

FUND NAME	CHECKING ACCOUNT	CHECKING AMOUNT	TDOA ACCOUNT	TDOA AMOUNT	FUND TOTAL
2021 543 HIGH RISK SUBSTANCE ABUSE -CFIN CLEAR		7,544.23	TDOA MBIA	311,222.30	370,931.38
2021 544 HIGH RISK SEX OFFENDER -COP FIN CLEAR		5,490.15	TDOA		7,544.23
2021 545 GRANT C COMMIT REDUCTION PROFIN CLEAR		950.91			5,490.15
2021 546 JUVENILE PROBATION FUND	FIN CLEAR	91,381.83	TDOA MBIA	125,000.00	950.91
2021 547 VZCJPD STATE AID GRANT A	FIN CLEAR	61,638.75	TDOA MBIA		216,381.83
2021 549 VZCJPD - GRANT N	FIN CLEAR	4,902.23	TDOA MBIA		61,638.75
2020 550 D A SUPPLEMENTAL FUND	FIN CLEAR	3,052.11-	TDOA MBIA	92.28	4,902.23
2021 551 VOICES - JUV CJD GRANT	FIN CLEAR		TDOA		2,959.83-
2021 552 ETCOG RESIDENTIAL	FIN CLEAR	747.08-			
2021 555 JUVENILE PROBATION INTEREST	FIN CLEAR	87.93	TDOA MBIA	23,962.13	747.08-
2021 556 REGIONAL SERVICE ENHANCEMENTFIN CLEAR		40,041.84			24,050.06
2021 558 GRANT S	FIN CLEAR	2,812.36			40,041.84
2021 559 MENTAL IMPAIRMENT CASHLOAD	FIN CLEAR	13,801.76	TDOA MBIA		2,812.36
2020 565 INDIGENT DEFENSE GRANT	FIN CLEAR	2,863.16	TDOA	45,631.34	13,801.76
2020 567 FIRE MARSHAL	FIN CLEAR	68,791.87	TDOA	92,245.94	48,494.50
2020 568 TECHNOLOGY RESOURCES	FIN CLEAR		TDOA		161,037.81
2020 569 HAVA ELECTION GRANT	FIN CLEAR	159.98	TDOA MBIA	15,207.80	15,367.78
2020 570 GOLDEN WATER SUPPLY CORP					
2020 580 D.A. CHECK COLLECTION FUND	FIN CLEAR	1,531.43	TDOA MBIA	10,676.57	12,208.00
2020 591 CONSTABLE #1 TLEOSE FUND	FIN CLEAR	2,534.43	TDOA MBIA		2,534.43
2020 592 CONSTABLE #2 TLEOSE FUND	FIN CLEAR	2,692.48	MBIA		2,692.48
2020 593 CONSTABLE #3 TLEOSE FUND	FIN CLEAR	1,359.92	MBIA		1,359.92

DATE 10/26/2020 TIME 10:20

COMBINED STATEMENT OF CASH POSITION FOR SEPTEMBER

GELL02 PAGE

FUND NAME	CHECKING ACCOUNT	CHECKING AMOUNT	TDOA ACCOUNT	TDOA AMOUNT	FUND TOTAL
2020 594 CONSTABLE #4 TIEOSE FUND	FIN CLEAR	633.01	TDOA MBIA	5,003.14	5,636.15
2020 595 SHERIFF TIEOSE FUND	FIN CLEAR	923.39	TDOA MBIA	9,005.66	9,929.05
2020 596 DA TIEOSE FUND	FIN CLEAR	2,290.27	MBIA		2,290.27
2020 600 JUSTICE COURT TECHNOLOGY FUNDFIN CLEAR		1,596.50	TDOA MBIA	59,672.11	61,268.61
2020 800 CONTRIBUTION RELIEF FUND	FIN CLEAR		TDOA	16,082.93	16,082.93
2020 802 VETERAN'S MEMORIAL WALL FUNDFIN CLEAR			TDOA		
2020 803 HISTORICAL COMMISSION	FIN CLEAR	2,596.62	TDOA	5,283.38	7,880.00
2020 804 VAN TORNADO-ASSISTANCE	FIN CLEAR				
2020 805 FEMA - DEC 2015 STORM	FIN CLEAR		TDOA		
2020 806 FEMA APRIL 2016 STORM	FIN CLEAR				
2020 807 HAZARD MITIGATION GRANT	FIN CLEAR		TDOA		
2020 808 COURTHOUSE PLANNING GRANT	FIN CLEAR	36,306.24			36,306.24
2020 809 PRETRIAL INTERVENTION PROGRAMFIN CLEAR		6,590.94	TDOA	49,831.92	56,422.86
2020 810 SHERIFF JUSTICE FORFEITURE FIN CLEAR		870.00	TDOA	25,441.90	26,311.90
2020 811 SHERIFF TREASURY FORFEITURE FIN CLEAR			TDOA		
2020 812 CONSTABLE PCT #1 FORFEITURE FIN CLEAR		500.00	TDOA		500.00
2020 813 VOICES - JUV CJD GRANT	FIN CLEAR	10,447.19-			10,447.19-
2020 814 LOCAL TRUANCY PREVENTION & DFIN CLEAR		3,587.86	TDOA		3,587.86
2020 815 COVID-19	FIN CLEAR	969.73	TDOA MBIA	400,190.26	401,159.99
2020 816 COUNTY INFRASTURE FUND GRANTFIN CLEAR			TDOA MBIA		

TOTAL

1,478,342.20

11,548,389.94

13,026,732.14

CHECK ACCOUNT

ACCOUNT BALANCE - FIN CLEAR	1,028,554.87
ACCOUNT BALANCE - CITY JURY	3,417.00
ACCOUNT BALANCE - ESCROW #1	3,105.15
ACCOUNT BALANCE - ESCROW #3	1,172.64
ACCOUNT BALANCE - ESCROW #4	7,450.55
ACCOUNT BALANCE - ESCROW #5	16,365.42
ACCOUNT BALANCE - ESCROW #6	23,908.23
ACCOUNT BALANCE - ESCROW #7	780.01
ACCOUNT BALANCE - ESCROW #8	520.80
ACCOUNT BALANCE - ESCROW #10	29,041.74
ACCOUNT BALANCE - ESCROW #11	652.26
ACCOUNT BALANCE - ESCROW #12	11,538.59
ACCOUNT BALANCE - ESCROW #17	7,195.37
ACCOUNT BALANCE - ESCROW #19	52,389.89
ACCOUNT BALANCE - ESCROW #22	2,309.34
ACCOUNT BALANCE - ESCROW #26	1,001.15
ACCOUNT BALANCE - ESCROW #27	2,925.87
ACCOUNT BALANCE - ESCROW #28	2,713.35
ACCOUNT BALANCE - ESCROW #34	9,658.18
ACCOUNT BALANCE - ESCROW #36	3,132.78
ACCOUNT BALANCE - ESCROW #39	1,481.26
ACCOUNT BALANCE - ESCROW #45	1,684.73
ACCOUNT BALANCE - ESCROW #69	5,038.41
ACCOUNT BALANCE - ESCROW #84	640.37
ACCOUNT BALANCE - ESCROW #86	782.65
ACCOUNT BALANCE - DEBT CL.	66,843.77
ACCOUNT BALANCE - PAYCLEAR	194,039.82

TOTAL 1,478,342.20

TDOA ACCOUNT

ACCOUNT BALANCE - TDOA	10,138,972.10
ACCOUNT BALANCE - META	1,409,417.84
TOTAL	11,548,389.94

FUND NAME	**** MONTH TO DATE **** REVENUES	**** MONTH TO DATE **** EXPENSES	**** YEAR TO DATE **** REVENUES	**** YEAR TO DATE **** EXPENSES
2020 GENERAL FUND	475,688.92	829,070.51	13,500,223.01	11,424,315.50
2020 RESERVE FUNDS	.00	.00	.00	.00
2020 SHERIFF CHAPTER 59 FORFEITURE	2.02	945.62	7,465.35	945.62
2020 DA FORFEITURE FUND	.00	.00	.00	.00
2020 BUILDING SECURITY FUND	7,979.43	6,536.89	65,601.90	57,754.36
2020 JUSTICE COURT BLDG SECURITY	343.22	57.00	2,728.53	2,527.06
2020 DA FORFEITURE FUND	.00	.00	.00	.00
2020 ROAD & BRIDGE - PCT. 1	28,860.73	202,758.72	1,687,803.72	1,516,182.44
2020 ROAD & BRIDGE - PCT. 2	35,934.80	148,740.33	1,955,199.59	1,815,840.57
2020 ROAD & BRIDGE - PCT. 3	32,022.91	359,918.32	1,812,336.92	1,717,342.82
2020 ROAD & BRIDGE - PCT. 4	28,445.56	215,699.71	1,564,793.34	1,532,019.58
2020 ROAD & BRIDGE - GEN	.12	5,330.20	51,910.62	48,166.65
2020 VICTIM COORDINATOR GRANT	16,439.90	7,071.12	60,460.34	60,460.74
2020 DA FORFEITURE FUND II	2,650.17	1,676.73	30,818.45	14,332.20
2020 CONSTABLE PCT #4 SEIZURE	.72	.00	52.80	.00
2020 COUNTY LAW LIBRARY FUND	4,707.75	4,332.96	31,636.83	25,934.19
2020 COUNTY FREE LIBRARY	10,764.08	12,954.89	130,142.67	115,002.59
2020 COMMUNITY LIBRARY CONTRIBUTION	.00	.00	.00	.00
2020 DIGITIZE RECORDS	2,502.40	.00	12,715.24	.00
2020 SUPPLEMENTAL GUARDIANSHIP	604.26	2,479.00	3,944.45	2,479.00
2020 COUNTY CHILD ABUSE PREVENTION	314.91	.00	1,720.86	.00
2020 COUNTY SPECIALTY COURT ACCOUNT	871.13	.00	2,050.06	.00
2020 COUNTY & DISTRICT TECH FUND	277.21	.00	1,324.25	1,908.04
2020 CAPITALCREDITSECONOMICDEVELOP	38.56	15,000.00	55,250.71	49,000.00
2020 DISTRICT CLERK TECHNOLOGY FUND	1,513.71	.00	8,659.36	.00
2020 CHAPTER 19	.00	.00	.00	.00

FUND NAME	***** MONTH TO DATE ***** REVENUES	***** MONTH TO DATE ***** EXPENSES	***** YEAR TO DATE ***** REVENUES	***** YEAR TO DATE ***** EXPENSES
2020 COUNTY RECORDS FUND	1,954.70	205.00	15,749.85	3,024.00
2020 COUNTY CLERK RECORDS FUND	23,783.04	3,617.38	123,603.80	34,044.53
2020 DISTRICT CLERK RECORDS FUND	837.23	.00	4,804.42	.00
2020 COUNTY CLERK ARCHIVE	24,084.29	.00	125,199.71	.00
2020 PERMANENT IMPROVEMENT FUND	14.84	256,078.22	300,811.59	354,852.45
2020 RIGHT-OF-WAY FUND	.00	.00	.00	.00
2020 TAX ANTICIPATION NOTES	.00	.00	.00	.00
2020 DEBT SERVICE FUND	6,882.60	.00	1,203,307.77	1,023,487.00
2020 VZC INDIGENT HEALTH PROGRAM	.00	50,061.40	141,380.28	162,444.97
2020 SOIL CONSERVATION DIST FUND	249,301.72	199,792.62	364,310.34	322,121.47
2020 APPELLATE JUSTICE SYSTEM FUND	665.00	.00	4,430.00	3,425.00
2020 PAYROLL CLEARING ACCOUNT.	.00	.00	.00	.00
2020 GEN FIXED ASSETS ACCOUNT GRP	.00	.00	.00	.00
2020 LONG TERM DEBT GROUP	.00	.00	.00	.00
2020 VAN ZANDT COUNTY JAIL	14,161.07	224,541.81	2,444,583.63	2,252,432.17
2020 VAN ZANDT COUNTY SHERIFF DEPT	13,534.43	254,108.20	2,415,659.52	2,342,414.26
2020 SOLID WASTE GRANT	.00	203.03	.00	203.03
2020 2020 HAVA CARES ACT	6.92	25,709.10	67,341.58	25,709.10
2020 FRUITVALE 2011 TXCDBG 710056	.00	.00	.00	.00
2020 BENWHEELERWSC 71348911131115	.00	.00	.00	.00
2020 LITTLEHOPEMOOREWSC713026081315	.00	.00	.00	.00
2021 PRETRIAL SUPERVISION	2,305.79	1,812.73	2,305.79	1,812.73
2021 COMMUNITY SUP & CORRECTIONS	50,134.89	23,562.81	50,134.89	23,562.81
2021 ADULT PROBATION CIVIL	350.32	706.92	350.32	706.92
2021 HIGH RISK SUBSTANCE ABUSE -CCP	11,226.00	1,879.06	11,226.00	1,879.06
2021 HIGH RISK SEX OFFENDER -CCP	11,239.00	2,197.81	11,239.00	2,197.81

FUND NAME	***** MONTH TO DATE ***** REVENUES	***** YEAR TO DATE ***** EXPENSES	***** YEAR TO DATE ***** REVENUES	***** YEAR TO DATE ***** EXPENSES
2021 GRANT C COMMIT REDUCTION PROG	.00	.00	.00	.00
2021 JUVENILE PROBATION FUND	21,201.00-	20,706.46	21,201.00-	20,706.46
2021 VZCJPD STATE AID GRANT A	90,493.81	18,827.23	90,493.81	18,827.23
2021 VZCJPD - GRANT N	.00	.00	.00	.00
2020 D A SUPPLEMENTAL FUND	7,500.00	2,937.28	22,500.70	25,145.81
2021 VOICES - JUV CJD GRANT	.00	.00	.00	.00
2021 ETOG RESIDENTIAL	.00	636.08	.00	636.08
2021 JUVENILE PROBATION INTEREST	18.43	.00	18.43	.00
2021 REGIONAL SERVICE ENHANCEMENT	19,040.80	2,505.74	19,040.80	2,505.74
2021 GRANT S	.00	.00	.00	.00
2021 MENTAL IMPAIRMENT CASELOAD	8,618.00	1,859.25	8,618.00	1,859.25
2020 INDIGENT DEFENSE GRANT	5.64	5,408.03	41,145.54	48,734.68
2020 FIRE MARSHAL	47,821.41	14,678.70	264,058.30	373,296.17
2020 TECHNOLOGY RESOURCES	.00	.00	.00	.00
2020 HAVA ELECTION GRANT	1.88	.00	7.80	.00
2020 GOLDEN WATER SUPPLY CORP	.00	.00	.00	.00
2020 D.A. CHECK COLLECTION FUND	2.70	362.24	937.48	3,146.75
2020 CONSTABLE #1 TIEOSE FUND	.00	.00	685.17	.00
2020 CONSTABLE #2 TIEOSE FUND	.00	.00	963.92	.00
2020 CONSTABLE #3 TIEOSE FUND	.00	.00	.00	.00
2020 CONSTABLE #4 TIEOSE FUND	.62	125.00	688.31	125.00
2020 SHERIFF TIEOSE FUND	1.11	.00	4,746.14	3,130.06
2020 DA TIEOSE FUND	.00	327.50	677.17	327.50
2020 JUSTICE COURT TECHNOLOGY FUND	1,233.27	.00	10,453.87	12,314.77
2020 CONTRIBUITION RELIEF FUND	.00	.00	.00	.00
2020 VETERAN'S MEMORIAL WALL FUND	.00	.00	.00	.00

FUND NAME	***** MONTH TO DATE ***** REVENUES	***** EXPENSES	***** YEAR TO DATE ***** REVENUES	***** EXPENSES
2020 HISTORICAL COMMISSION	.65	.00	2,081.15	2,555.97
2020 VAN TORNADO-ASSISTANCE	.00	.00	.00	.00
2020 FEMA - DEC 2015 STORM	.00	.00	.00	.00
2020 FEMA APRIL 2016 STORM	.00	.00	.00	.00
2020 HAZARD MITIGATION GRANT	18,999.99	.00	46,614.25	15,287.00
2020 COURTHOUSE PLANNING GRANT	121,020.80	121,020.80	332,807.20	332,807.20
2020 PRETRIAL INTERVENTION PROGRAM	6.16	667.95	15,810.33	6,690.11
2020 SHERIFF JUSTICE FORFEITURE FUN	3.14	.00	146.35	.00
2020 SHERIFF TREASURY FORFEITURE FU	.00	.00	.00	.00
2020 CONSTABLE PCT #1 FORFEITURE FU	.00	.00	.00	.00
2020 VOICES - JUV CJD GRANT	12,493.34	5,426.06	44,888.25	44,888.25
2020 LOCAL TRUANCY PREVENTION & DIV	1,103.59	.00	4,293.36	.00
2020 COVID-19	82.30	8,370.45	446,097.26	46,020.98
2020 COUNTY INFRASTRUCTURE FUND GRANT	.00	.00	.00	.00
TOTAL	1,367,690.99	3,060,906.86	29,609,850.08	25,897,533.68

ACCOUNT NAME	BEGINNING CASH BALANCE	CASH RECEIPTS	CASH DISBURSEMENTS	ENDING CASH BALANCE
2020 010 GENERAL FUND				
COINS	1.00			1.00
CASH	498,294.50	530,521.57	908,852.77	119,963.30
RETURNED CHECK FEES	.00	.00	.00	.00
AMERICAN NATIONAL CASH	.00	.00	.00	.00
VZC JURY CASH CLEARING	3,417.00	80.00	80.00	3,417.00
VZC CHECKING DEBIT SERVICE	.00	.00	.00	.00
PETTY CASH COLLECTION-PCT. 1	100.00	.00	.00	100.00
PETTY CASH-CITY CLERK	500.00	.00	.00	500.00
PETTY CASH-DIST CLERK	400.00	.00	.00	400.00
COUNTY COURT JURY CASH	.00	.00	.00	.00
DISTRICT COURT JURY CASH	.00	.00	.00	.00
PETTY CASH-JP #1	200.00	.00	.00	200.00
PETTY CASH-JP #2	200.00	.00	.00	200.00
PETTY CASH - JP #4	200.00	.00	.00	200.00
PETTY CASH-SHERIFF	3,300.00	.00	.00	3,300.00
PETTY CASH-TAX COLLECTOR	.00	.00	.00	.00
PETTY CASH - TAX COIL (BOAT)	2.70	.00	.00	2.70
PETTY CASH-TAX (BOAT CK ACCT)	4,267,842.79	82,185.69	.00	4,350,028.48
TIME DEPOSIT ON ACCOUNT	1,340.95	.28	.00	1,341.23
MBIA MUNICIPAL INVESTORS SERV	4,775,798.94	612,787.54	908,932.77	4,479,653.71
FUND TOTALS				
2020 012 RESERVE FUNDS				
CASH	.00	.00	.00	.00
DEPOSIT ON ACCOUNT	.00	.00	.00	.00
MBIA MUNICIPAL INVESTORS SERV	.00	.00	.00	.00
FUND TOTALS	.00	.00	.00	.00
2020 015 SHERIFF CHAPTER 59 FORFEITURE				
CASH	2,419.08	.00	945.62	1,473.46
AMERICAN NATIONAL CASH	.00	.00	.00	.00
CASH-OTHER	16,347.35	2.02	.00	16,349.37
TIME DEPOSIT ON ACCOUNT	.00	.00	.00	.00
MBIA MUNICIPAL INVESTORS SERV	18,766.43	2.02	945.62	17,822.83
FUND TOTALS				
2020 016 DA FORFEITURE FUND				
CASH	.00	.00	.00	.00
ESCROW/BART ROGERS	3,104.90	.25	.00	3,105.15
D. A. ESCROW/SOLIZ	2,680.74	.02	2,680.76	.00
D. A. ESCROW/CALE	1,172.49	.15	.00	1,172.64
D. A. ESCROW/RODRIGUEZ	7,449.93	.62	.00	7,450.55
D. A. ESCROW - HUNTER	16,364.07	1.35	.00	16,365.42
D. A. ESCROW-ROSS/HOS/ELLISSON	23,906.27	1.96	.00	23,908.23
D. A. ESCROW/	.00	780.01	.00	780.01
D. A. ESCROW/CAREN WHITE	520.76	.04	.00	520.80
D. A. ESCROW/	.00	.00	.00	.00
D. A. ESCROW/	29,039.35	2.39	.00	29,041.74
D. A. ESCROW/SAYULLO	652.26	.00	.00	652.26
D. A. ESCROW/ASHFRD, BRCHR, ALEX	11,535.64	.95	.00	11,536.59
D. A. ESCROW/	.00	.00	.00	.00
D. A. ESCROW/	.00	.00	.00	.00
D. A. ESCROW/	.00	.00	.00	.00
D. A. ESCROW/	.00	.00	.00	.00
D. A. ESCROW/K. TURNER	7,194.78	.59	.00	7,195.37

ACCOUNT NAME	BEGINNING CASH BALANCE	CASH RECEIPTS	CASH DISBURSEMENTS	ENDING CASH BALANCE
2020 021 ROAD & BRIDGE - PCT. 1	3,870.68	235,018.49	170,020.10-	68,869.07
CASH DEPOSIT ON ACCOUNT	730,321.70	78.31	200,000.00-	530,400.01
MBIA MUNICIPAL INVESTORS	3.66	.00	.00	3.66
FUND TOTALS	734,196.04	235,096.80	370,020.10-	599,272.74
2020 022 ROAD & BRIDGE - PCT. 2	7,233.07	361,908.96	271,790.05-	97,351.98
CASH DEPOSIT ON ACCOUNT	843,847.19	76.89	325,000.00-	518,924.08
MBIA MUNICIPAL INVESTORS	320,202.87	65.87	.00	320,268.74
FUND TOTALS	1,171,283.13	362,051.72	596,790.05-	936,544.80
2020 023 ROAD & BRIDGE - PCT. 3	8,638.17	365,961.52	339,505.00-	35,094.69
CASH DEPOSIT ON ACCOUNT	1,107,901.84	119.72	325,000.00-	783,021.56
MBIA MUNICIPAL INVESTORS	65.62	.00	.00	65.62
FUND TOTALS	1,116,540.66	366,081.24	664,505.00-	818,116.90
2020 024 ROAD & BRIDGE - PCT. 4	6,401.62	358,696.19	264,877.84-	100,219.97
CASH DEPOSIT ON ACCOUNT	756,659.81	67.36	325,000.00-	431,727.17
MBIA MUNICIPAL INVESTORS	366.06	.08	.00	366.14
FUND TOTALS	763,427.49	358,763.63	589,877.84-	532,313.28
2020 026 ROAD & BRIDGE - GEN	10,242.67	1,662.32	4,983.56-	6,921.43
CASH DEPOSIT ON ACCOUNT	1,021.30	.12	.00	1,021.42
MBIA MUNICIPAL INVESTORS	.00	.00	.00	.00
FUND TOTALS	11,263.97	1,662.44	4,983.56-	7,942.85
2020 035 VICTIM COORDINATOR GRANT	8,367.39-	5,716.57	6,739.22-	9,390.04-
CASH DEPOSIT ON ACCOUNT	.00	.00	.00	.00
MBIA MUNICIPAL INVESTORS	.00	.00	.00	.00
FUND TOTALS	8,367.39-	5,716.57	6,739.22-	9,390.04-
2020 036 DA FORFEITURE FUND II	10,675.54	2,986.54	1,163.67-	12,498.41
CASH DEPOSIT ON ACCOUNT	12,222.90	1.51	.00	12,224.41
MBIA MUNICIPAL INVESTORS	.00	.00	.00	.00
FUND TOTALS	22,898.44	2,988.05	1,163.67-	24,722.82
2020 037 CONSTABLE PCT #4 SEIZURE	760.89	.00	.00	760.89
CASH DEPOSIT ON ACCOUNT	5,881.73	.72	.00	5,882.45
MBIA MUNICIPAL INVESTORS	.00	.00	.00	.00
FUND TOTALS	6,642.62	.72	.00	6,643.34
2020 040 COUNTY LAW LIBRARY FUND	1,732.65	2,755.00	2,229.56-	2,258.09

ACCOUNT NAME	BEGINNING CASH BALANCE	CASH RECEIPTS	CASH DISBURSEMENTS	ENDING CASH BALANCE
2020 042 COUNTY FREE LIBRARY	72,443.22	2,763.75	2,229.56	72,977.41
CASH	23,474.25	14,354.90	13,004.02	24,825.13
TIME DEPOSIT ON ACCOUNT	.00	.00	.00	.00
MBIA MUNICIPAL INVESTORS SERV	.00	.00	.00	.00
FUND TOTALS	23,474.25	14,354.90	13,004.02	24,825.13
2020 043 COMMUNITY LIBRARY CONTRIBUTION	.00	.00	.00	.00
CASH	.00	.00	.00	.00
TIME DEPOSIT ON ACCOUNT	.00	.00	.00	.00
MBIA MUNICIPAL INVESTORS SERV	.00	.00	.00	.00
FUND TOTALS	.00	.00	.00	.00
2020 047 DIGITIZE RECORDS	3,753.23	1,243.27	.00	4,996.50
CASH	92,924.95	11.50	.00	92,936.45
TIME DEPOSIT ON ACCOUNT	.00	.00	.00	.00
MBIA	.00	.00	.00	.00
FUND TOTALS	96,678.18	1,254.77	.00	97,932.95
2020 048 SUPPLEMENTAL GUARDIANSHIP	2,897.22	280.00	2,479.00	698.22
CASH	34,450.86	4.26	.00	34,455.12
TEXPOOL	37,348.08	284.26	2,479.00	35,153.34
FUND TOTALS	71,846.94	318.52	2,479.00	70,676.46
2020 049 COUNTY CHLD ABUSE PREVENTION	2,060.20	156.98	.00	2,217.18
CASH	8,281.88	1.02	.00	8,282.90
TIME DEPOSIT ON ACCOUNT	10,342.08	158.00	.00	10,500.08
FUND TOTALS	18,404.16	315.02	.00	18,719.18
2020 050 COUNTY SPECIALTY COURT ACCOUNT	1,178.93	357.06	.00	1,535.99
CASH	.03	.00	.00	.03
TIME DEPOSIT ON ACCOUNT	.00	.00	.00	.00
MBIA MUNICIPAL INVESTORS SERV	.00	.00	.00	.00
FUND TOTALS	1,178.96	357.06	.00	1,536.02
2020 052 COUNTY & DISTRICT TECH FUND	686.71	130.58	.00	817.29
CASH	4,988.77	.61	.00	4,989.38
TIME DEPOSIT ON ACCOUNT	.00	.00	.00	.00
MBIA	.00	.00	.00	.00
FUND TOTALS	5,675.48	131.19	.00	5,806.67
2020 053 CAPITALCREDITSECONOMICDEVELOP	52,781.18	38.00	15,000.00	37,819.18
CASH	311,475.35	38.56	.00	311,513.91
TIME DEPOSIT ON ACCOUNT	364,256.53	38.56	15,000.00	349,295.09
FUND TOTALS	677,013.06	77.12	15,000.00	662,090.18
2020 054 DISTRICT CLERK TECHNOLOGY FUND	2,691.24	920.00	.00	3,611.24
CASH	30,030.87	3.71	.00	30,034.58
TIME DEPOSIT ON ACCOUNT	.00	.00	.00	.00
MBIA MUNICIPAL INVESTORS SERV	.00	.00	.00	.00
FUND TOTALS	32,722.11	923.71	.00	33,645.82
2020 055 CHAPTER 19	.00	.00	.00	.00

ACCOUNT NAME	BEGINNING CASH BALANCE	CASH RECEIPTS	CASH DISBURSEMENTS	ENDING CASH BALANCE
2020 056 COUNTY RECORDS FUND				
CASH	2,465.70	1,123.94	205.00-	3,384.64
TIME DEPOSIT ON ACCOUNT	145,063.53	17.95	.00	145,081.48
MBIA MUNICIPAL INVESTORS SERV				
FUND TOTALS	147,529.23	1,141.89	205.00-	148,466.12
2020 057 COUNTY CLERK RECORDS FUND				
CASH	6,746.35	11,480.07	7,337.95-	10,888.47
TIME DEPOSIT ON ACCOUNT	226,861.78	28.08	.00	226,889.86
MBIA MUNICIPAL INVESTORS SERV				
FUND TOTALS	233,608.13	11,508.15	7,337.95-	237,778.33
2020 058 DISTRICT CLERK RECORDS FUND				
CASH	2,163.76	496.36	.00	2,660.12
TIME DEPOSIT ON ACCOUNT	9,431.29	1.16	.00	9,432.45
FUND TOTALS	11,595.05	497.52	.00	12,092.57
2020 059 COUNTY CLERK ARCHIVE				
CASH	4,088.91	11,748.00	.00	15,836.91
TIME DEPOSIT ON ACCOUNT	446,628.09	55.28	.00	446,683.38
FUND TOTALS	450,717.00	11,803.29	.00	462,520.29
2020 070 PERMANENT IMPROVEMENT FUND				
CASH	2,303.62	270,000.00	249,408.44-	22,895.18
TIME DEPOSIT ON ACCOUNT	279,496.75	14.84	.00	9,511.59
MBIA MUNICIPAL INVESTORS SERV				
FUND TOTALS	281,800.37	270,014.84	519,408.44-	32,406.77
2020 075 RIGHT-OF-WAY FUND				
CASH	.00	.00	.00	.00
TIME DEPOSIT ON ACCOUNT	.00	.00	.00	.00
MBIA MUNICIPAL INVESTORS SERV	.00	.00	.00	.00
FUND TOTALS	.00	.00	.00	.00
2020 084 TAX ANTICIPATION NOTES				
CASH	.00	.00	.00	.00
TIME DEPOSIT ON ACCOUNT	.00	.00	.00	.00
MBIA	.00	.00	.00	.00
FUND TOTALS	.00	.00	.00	.00
2020 085 DEBT SERVICE FUND				
CASH	60,038.51	6,805.26	.00	66,843.77
TIME DEPOSIT ON ACCOUNT	375,947.14	77.00	.00	376,024.14
MBIA MUNICIPAL INVESTORS SERV	435,986.17	6,882.60	.00	442,868.77
FUND TOTALS	871,971.82	7,764.86	.00	879,736.63
2020 087 VZC INDIGENT HEALTH PROGRAM				
CASH	7,589.19	6,706.58	9,351.00-	4,944.77
TIME DEPOSIT ON ACCOUNT	159,192.06	.00	5,000.00-	154,192.06
MBIA MUNICIPAL INVESTORS SERV				
FUND TOTALS	166,781.25	6,706.58	14,351.00-	159,136.83
2020 088 SOIL CONSERVATION DIST FUND				
CASH	806.70	50,000.00	199,792.62-	148,985.92-

ACCOUNT NAME	BEGINNING CASH BALANCE	CASH RECEIPTS	CASH DISBURSEMENTS	ENDING CASH BALANCE
2020 090 APPELLATE JUSTICE SYSTEM FUND	70,148.00	50,008.58	199,792.62	79,635.55
CASH	760.35	390.00	.00	1,150.35
TIME DEPOSIT ON ACCOUNT	.00	.00	.00	.00
MBIA MUNICIPAL INVESTORS SERV	.00	390.00	.00	1,150.35
FUND TOTALS	760.35	390.00	.00	1,150.35
2020 095 PAYROLL CLEARING ACCOUNT	194,039.82	.00	.00	194,039.82
CASH	194,039.82	.00	.00	194,039.82
MBIA MUNICIPAL INVESTORS SERV	194,039.82	.00	.00	194,039.82
FUND TOTALS	194,039.82	.00	.00	194,039.82
2020 096 GEN FIXED ASSETS ACCOUNT GRP	.00	.00	.00	.00
MBIA MUNICIPAL INVESTORS SERV	.00	.00	.00	.00
FUND TOTALS	.00	.00	.00	.00
2020 097 LONG TERM DEBT GROUP	.00	.00	.00	.00
MBIA MUNICIPAL INVESTORS SERV	.00	.00	.00	.00
FUND TOTALS	.00	.00	.00	.00
2020 131 VAN ZANDT COUNTY JAIL	5,256.56	289,084.60	215,857.46	67,970.58
CASH	.00	.00	.00	.00
MEDICARE PAYABLE	.00	.00	.00	.00
VOUCHERS PAYABLE	.00	.00	.00	.00
TIME DEPOSIT ON ACCOUNT	728,500.00	.00	225,000.00	503,500.00
MBIA MUNICIPAL INVESTORS SERV	723,243.44	289,084.60	440,857.46	571,470.58
FUND TOTALS	723,243.44	289,084.60	440,857.46	571,470.58
2020 132 VAN ZANDT COUNTY SHERIFF DEPT	17,508.29	359,284.87	247,968.18	93,808.40
CASH	602,000.00	.00	275,000.00	327,000.00
TIME DEPOSIT ON ACCOUNT	.00	.00	.00	.00
MBIA MUNICIPAL INVESTORS SERV	584,491.71	359,284.87	522,968.18	420,808.40
FUND TOTALS	584,491.71	359,284.87	522,968.18	420,808.40
2020 145 SOLID WASTE GRANT	203.03	.00	203.03	.00
CASH	.00	.00	.00	.00
TIME DEPOSIT ON ACCOUNT	203.03	.00	203.03	.00
FUND TOTALS	203.03	.00	203.03	.00
2020 147 2020 HAVA CARES ACT	2,313.34	50,920.40	25,709.10	27,524.64
CASH	65,021.32	6.92	50,000.00	15,028.24
TDOA	.00	.00	.00	.00
MBIA	.00	.00	.00	.00
FUND TOTALS	67,334.66	50,927.32	75,709.10	42,552.88
2020 400 FRUITVALE 2011 TXCDBG 710056	.00	.00	.00	.00
CASH	.00	.00	.00	.00
WATER GRANT CASH	.00	.00	.00	.00
FUND TOTALS	.00	.00	.00	.00
2020 401 BENWHEELERMSC 71348911131115	.00	.00	.00	.00
FUND TOTALS	.00	.00	.00	.00
2020 402 LITTLEHOPEMOOREMSC713026081315	.00	.00	.00	.00
CASH	.00	.00	.00	.00

ACCOUNT NAME	BEGINNING CASH BALANCE	CASH RECEIPTS	CASH DISBURSEMENTS	ENDING CASH BALANCE
2021 540 PRETRIAL SUPERVISION	6,603.50	4,658.72	4,988.05	6,274.17
CASH	127,579.82	15.79	.00	127,595.61
TD0A	134,183.32	4,674.51	4,988.05	133,869.78
FUND TOTALS				
2021 541 COMMUNITY SUP & CORRECTIONS	6,807.85	117,242.03	82,803.31	41,246.57
CASH	100.00	.00	.00	100.00
PETTY CASH	344,958.46	41.89	6,500.00	338,500.35
TIME DEPOSIT ON ACCOUNT				
MBIA MUNICIPAL INVESTORS SERV	351,866.31	117,283.92	89,303.31	379,846.92
FUND TOTALS				
2021 542 ADULT PROBATION CIVIL	7,747.81	2,315.91	1,493.81	8,569.91
CASH	51,132.85	6.32	.00	51,139.17
TD0A	311,158.30	64.00	.00	311,222.30
MBIA	370,038.96	2,386.23	1,493.81	370,931.38
FUND TOTALS				
2021 543 HIGH RISK SUBSTANCE ABUSE -CCP	500.69	23,877.42	15,832.50	7,544.23
CASH	.00	.00	.00	.00
TIME DEPOSIT ON ACCOUNT	.00	.00	.00	.00
MBIA MUNICIPAL INVESTORS SERV	500.69	23,877.42	15,832.50	7,544.23
FUND TOTALS				
2021 544 HIGH RISK SEX OFFENDER -CCP	2,049.39	24,095.00	16,555.46	5,490.15
CASH	.00	.00	.00	.00
TIME DEPOSIT ON ACCOUNT	.00	.00	.00	.00
MBIA MUNICIPAL INVESTORS SERV	2,049.39	24,095.00	16,555.46	5,490.15
FUND TOTALS				
2021 545 GRANT C COMMIT REDUCTION PROG	2,316.64	2,713.07	4,078.80	950.91
CASH	2,316.64	2,713.07	4,078.80	950.91
FUND TOTALS				
2021 546 JUVENILE PROBATION FUND	45,283.96	89,973.82	43,875.95	91,381.83
CASH	150,000.00	.00	25,000.00	125,000.00
TIME DEPOSIT ON ACCOUNT	.00	.00	.00	.00
MBIA MUNICIPAL INVESTORS SERV	195,283.96	89,973.82	68,875.95	216,381.83
FUND TOTALS				
2021 547 VZCJPD STATE AID GRANT A	6,159.80	104,968.05	49,489.10	61,638.75
CASH	.00	.00	.00	.00
TIME DEPOSIT ON ACCOUNT	.00	.00	.00	.00
MBIA MUNICIPAL INVESTORS SERV	6,159.80	104,968.05	49,489.10	61,638.75
FUND TOTALS				
2021 549 VZCJPD - GRANT N	6,410.90	3,995.40	5,504.07	4,902.23
CASH	.00	.00	.00	.00
TIME DEPOSIT ON ACCOUNT	.00	.00	.00	.00
MBIA MUNICIPAL INVESTORS SERV	6,410.90	3,995.40	5,504.07	4,902.23
FUND TOTALS				
2020 550 D A SUPPLEMENTAL FUND	1,350.82	850.64	2,551.93	3,052.11
CASH				

ACCOUNT NAME	BEGINNING CASH BALANCE	CASH RECEIPTS	CASH DISBURSEMENTS	ENDING CASH BALANCE
2021 551 VOICES - JUV CJD GRANT	1,258.54	850.64	2,551.93	2,959.83
TIME DEPOSIT ON ACCOUNT	.00	.00	.00	.00
FUND TOTALS	.00	.00	.00	.00
2021 552 ETCOG RESIDENTIAL	861.00	150.00	36.08	747.08
CASH	861.00	150.00	36.08	747.08
FUND TOTALS	861.00	150.00	36.08	747.08
2021 555 JUVENILE PROBATION INTEREST	87.03	.90	.00	87.93
CASH	23,943.70	18.43	.00	23,962.13
TIME DEPOSIT ON ACCOUNT	.00	.00	.00	.00
MBIA MUNICIPAL INVESTORS SERV	24,030.73	19.33	.00	24,050.06
FUND TOTALS	24,030.73	19.33	.00	24,050.06
2021 556 REGIONAL SERVICE ENHANCEMENT	31,068.45	20,691.35	11,717.96	40,041.84
CASH	31,068.45	20,691.35	11,717.96	40,041.84
FUND TOTALS	31,068.45	20,691.35	11,717.96	40,041.84
2021 558 GRANT S	3,471.81	.00	659.45	2,812.36
CASH	3,471.81	.00	659.45	2,812.36
FUND TOTALS	3,471.81	.00	659.45	2,812.36
2021 559 MENTAL IMPAIRMENT CASELOAD	8,379.06	18,695.14	13,272.44	13,801.76
CASH	8,379.06	18,695.14	13,272.44	13,801.76
TIME DEPOSIT ON ACCOUNT	.00	.00	.00	.00
MBIA MUNICIPAL INVESTORS SERV	8,379.06	18,695.14	13,272.44	13,801.76
FUND TOTALS	8,379.06	18,695.14	13,272.44	13,801.76
2020 565 INDIGENT DEFENSE GRANT	6,219.81	1,616.45	4,973.10	2,863.16
CASH	45,625.70	5.64	.00	45,631.34
TIME DEPOSIT ON ACCOUNT	51,845.51	1,622.09	4,973.10	48,494.50
FUND TOTALS	51,845.51	1,622.09	4,973.10	48,494.50
2020 567 FIRE MARSHAL	49,521.92	31,534.02	12,264.07	68,791.87
CASH	92,234.52	11.41	.00	92,245.94
TDOA	141,756.45	31,545.43	12,264.07	161,037.81
FUND TOTALS	141,756.45	31,545.43	12,264.07	161,037.81
2020 568 TECHNOLOGY RESOURCES	.00	.00	.00	.00
CASH	.00	.00	.00	.00
TIME DEPOSIT ON ACCOUNT	.00	.00	.00	.00
FUND TOTALS	.00	.00	.00	.00
2020 569 HAVA ELECTION GRANT	159.98	.00	.00	159.98
CASH	15,205.92	1.88	.00	15,207.80
TDOA	.00	.00	.00	.00
MBIA	15,365.90	1.88	.00	15,367.78
FUND TOTALS	15,365.90	1.88	.00	15,367.78
2020 570 GOLDEN WATER SUPPLY CORP	.00	.00	.00	.00
GOLDEN WATER TDHCA 726216	.00	.00	.00	.00
MBIA MUNICIPAL INVESTORS SERV	.00	.00	.00	.00

ACCOUNT NAME	BEGINNING CASH BALANCE	CASH RECEIPTS	CASH DISBURSEMENTS	ENDING CASH BALANCE
2020 580 D.A. CHECK COLLECTION FUND				
CASH DEPOSIT ON ACCOUNT	1,739.76	106.24	314.57-	1,531.43
TIME DEPOSIT ON ACCOUNT	10,675.25	1.32	.00	10,676.57
MBIA MUNICIPAL INVESTORS SERV	.00	.00	.00	.00
FUND TOTALS	12,415.01	107.56	314.57-	12,208.00
2020 591 CONSTABLE #1 TLEOSE FUND				
CASH	2,534.43	.00	.00	2,534.43
CASH - CITIZENS NATIONAL	.49-	.00	.00	.49-
TDOA	.00	.00	.00	.00
MBIA MUNICIPAL INVESTORS SERV	.00	.00	.00	.00
FUND TOTALS	2,533.94	.00	.00	2,533.94
2020 592 CONSTABLE #2 TLEOSE FUND				
CASH	2,692.48	.00	.00	2,692.48
CASH OTHER	.00	.00	.00	.00
MBIA MUNICIPAL INVESTORS SERV	.00	.00	.00	.00
FUND TOTALS	2,692.48	.00	.00	2,692.48
2020 593 CONSTABLE #3 TLEOSE FUND				
CASH	1,359.92	.00	.00	1,359.92
CASH OTHER - CITY NATIONAL	3,738.50	.00	.00	3,738.50
MBIA MUNICIPAL INVESTORS SERV	.00	.00	.00	.00
FUND TOTALS	5,098.42	.00	.00	5,098.42
2020 594 CONSTABLE #4 TLEOSE FUND				
CASH	633.01	.00	.00	633.01
TIME DEPOSIT ON ACCOUNT	5,002.52	.62	.00	5,003.14
MBIA MUNICIPAL INVESTORS SERV	.00	.00	.00	.00
FUND TOTALS	5,635.53	.62	.00	5,636.15
2020 595 SHERIFF TLEOSE FUND				
CASH	923.39	.00	.00	923.39
TDOA	9,004.55	1.11	.00	9,005.66
MBIA MUNICIPAL INVESTORS SERV	.00	.00	.00	.00
FUND TOTALS	9,927.94	1.11	.00	9,929.05
2020 596 DA TLEOSE FUND				
CASH	2,290.27	.00	.00	2,290.27
MBIA MUNICIPAL INVESTORS SERV	.00	.00	.00	.00
FUND TOTALS	2,290.27	.00	.00	2,290.27
2020 600 JUSTICE COURT TECHNOLOGY FUND				
CASH	1,115.83	480.67	.00	1,596.50
TIME DEPOSIT ON ACCOUNT	59,664.73	7.38	.00	59,672.11
MBIA MUNICIPAL INVESTORS SERV	.00	.00	.00	.00
FUND TOTALS	60,780.56	488.05	.00	61,268.61
2020 800 CONTRIBUTION RELIEF FUND				
CASH	.00	.00	.00	.00
TIME DEPOSIT ON ACCOUNT	16,082.93	.00	.00	16,082.93
FUND TOTALS	16,082.93	.00	.00	16,082.93
2020 802 VETERAN'S MEMORIAL WALL FUND				
CASH	.00	.00	.00	.00

ACCOUNT NAME	BEGINNING CASH BALANCE	CASH RECEIPTS	CASH DISBURSEMENTS	ENDING CASH BALANCE
2020 803 HISTORICAL COMMISSION CASH	2,596.62	.00	.00	2,596.62
HISTORICAL COMMISSION CASH	5,282.73	.65	.00	5,283.38
TIME DEPOSIT ON ACCOUNT	7,879.35	.65	.00	7,880.00
FUND TOTALS				
2020 804 VAN TORNADO-ASSISTANCE	.00	.00	.00	.00
VAN TORNADO-ASSISTANCE-CASH	.00	.00	.00	.00
VASST- TIME DEPOSITION ACCOUNT	.00	.00	.00	.00
FUND TOTALS				
2020 805 FEMA - DEC 2015 STORM	.00	.00	.00	.00
CASH	.00	.00	.00	.00
TIME DEPOSIT ON ACCOUNT	.00	.00	.00	.00
FUND TOTALS				
2020 806 FEMA APRIL 2016 STORM	.00	.00	.00	.00
CASH	.00	.00	.00	.00
TIME DEPOSIT ON ACCOUNT	.00	.00	.00	.00
FUND TOTALS				
2020 807 HAZARD MITIGATION GRANT	18,999.99	18,999.99	.00	.00
CASH	.00	.00	.00	.00
TIME DEPOSIT ON ACCOUNT	.00	.00	.00	.00
MBIA MUNICIPAL INVESTORS SERV	.00	.00	.00	.00
FUND TOTALS	18,999.99	18,999.99	.00	.00
2020 808 COURTHOUSE PLANNING GRANT	.00	36,306.24	.00	36,306.24
CASH	.00	.00	.00	.00
WATER GRANT CASH	.00	36,306.24	.00	36,306.24
FUND TOTALS				
2020 809 PRETRIAL INTERVENTION PROGRAM	6,977.84	193.45	580.35	6,590.94
CASH	49,825.76	6.16	.00	49,831.92
TIME DEPOSIT ON ACCOUNT	56,803.60	199.61	580.35	56,422.86
FUND TOTALS				
2020 810 SHERIFF JUSTICE FORFEITURE FUN	870.00	.00	.00	870.00
CASH	25,438.76	3.14	.00	25,441.90
TIME DEPOSIT ON ACCOUNT	26,308.76	3.14	.00	26,311.90
FUND TOTALS				
2020 811 SHERIFF TREASURY FORFEITURE FU	.00	.00	.00	.00
CASH	.00	.00	.00	.00
TIME DEPOSIT ON ACCOUNT	.00	.00	.00	.00
FUND TOTALS				
2020 812 CONSTABLE PCT #1 FORFEITURE FU	500.00	.00	.00	500.00
CASH	500.00	.00	.00	500.00
TIME DEPOSIT ON ACCOUNT	.00	.00	.00	.00
FUND TOTALS	500.00	.00	.00	500.00
2020 813 VOICES - JUV CJD GRANT	7,067.28	1,363.54	4,743.45	10,447.19
VOICES - CJD JUV GRANT	.00	.00	.00	.00
TIME DEPOSIT ON ACCOUNT	.00	.00	.00	.00

ACCOUNT NAME	BEGINNING CASH BALANCE	CASH RECEIPTS	CASH DISBURSEMENTS	ENDING CASH BALANCE
2020 814 LOCAL TRUANCY PREVENTION & DIV				
CASH	3,189.77	398.09	.00	3,587.86
TIME DEPOSIT ON ACCOUNT	.00	.00	.00	.00
FUND TOTALS	3,189.77	398.09	.00	3,587.86
2020 815 COVID-19				
CASH	9,558.78	863.67	9,452.72	969.73
TIME DEPOSIT ON ACCOUNT	400,107.96	82.30	.00	400,190.26
MBIA	409,866.74	945.97	9,452.72	401,159.99
FUND TOTALS	14,916.48	1,891.94	9,452.72	14,354.71
2020 816 COUNTY INFRASTRUCTURE FUND GRANT				
CASH	.00	.00	.00	.00
TIME DEPOSIT ON ACCOUNT	.00	.00	.00	.00
MBIA MUNICIPAL INVESTERS SERV	.00	.00	.00	.00
FUND TOTALS	.00	.00	.00	.00
GRAND TOTALS	14,780,452.07	3,538,185.99	5,283,164.21	13,035,473.85

ACCOUNT NUMBER	ACCOUNT NAME	DATE	AMDMT NUMBER	OLD BUDGET AMOUNT	AMENDED BUDGET AMOUNT	AMOUNT OF CHANGE	DESCRIPTION	CLK
2020 010-371-100	OTHER MISC. REVENU	08/19/2020	200079	.00	2,500.00-	2,500.00-	INCREASE REV AND EXP	SH
2020 010-371-100	OTHER MISC. REVENU	09/02/2020	200089	2,500.00-	7,500.00-	5,000.00-	INCREASE REVENUE AND EXPENS	SH
	TOTAL AMENDMENTS		2	TOTAL CHANGES	7,500.00-	5,000.00-		
2020 010-390-145	TRANSFER FROM SOLI	10/14/2020	200128	.00	203.03-	203.03-	SOLID WASTE GRANT	MK
2020 010-390-567	TRANSFER FROM ABAT	09/03/2020	200091	.00	3,025.00-	3,025.00-	LINE ITEM TRANSFER	SH
	TOTAL AMENDMENTS		2	TOTAL CHANGES	3,228.03-	3,228.03-		
2020 010-401-310	OFFICE SUPPLIES	06/10/2020	200048	250.00	200.00	50.00-	LINE ITEM TRANSFER	MK
2020 010-401-311	POSTAGE	06/10/2020	200048	100.00	150.00	50.00-	LINE ITEM TRANSFER	MK
	TOTAL AMENDMENTS		2	TOTAL CHANGES	150.00	.00		
2020 010-403-310	OFFICE SUPPLIES	08/05/2020	200066	11,000.00	10,000.00	1,000.00-	LINE ITEM TRANSFER	MK
2020 010-403-311	POSTAGE	04/03/2020	200034	5,500.00	5,300.00	200.00-	LINE ITEM TRANSFER	MK
2020 010-403-311	POSTAGE	05/14/2020	200044	5,300.00	4,800.00	500.00-	LINE ITEM TRANSFER	MK
2020 010-403-427	TRAINING	09/16/2020	200093	5,500.00	2,500.00	3,000.00-	LINE ITEM TRANSFER	MK
2020 010-403-495	MISCELLANEOUS	04/03/2020	200034	250.00	450.00	200.00	LINE ITEM TRANSFER	MK
2020 010-403-495	MISCELLANEOUS	05/14/2020	200044	450.00	950.00	500.00	LINE ITEM TRANSFER	MK
2020 010-403-495	MISCELLANEOUS	08/05/2020	200066	950.00	1,950.00	1,000.00	LINE ITEM TRANSFER	MK
2020 010-403-495	MISCELLANEOUS	09/16/2020	200093	1,950.00	4,950.00	3,000.00	LINE ITEM TRANSFER	MK
	TOTAL AMENDMENTS		8	TOTAL CHANGES	19,500.00	19,500.00		
2020 010-404-107	SALARIES-EXTRA HEL	08/19/2020	200078	28,000.00	29,500.00	1,500.00	LINE ITEM TRANSFER	SH
2020 010-404-311	POSTAGE	09/30/2020	200112	20,000.00	19,800.00	200.00-	LINE ITEM TRANSFER	MK
2020 010-404-427	TRAINING	08/19/2020	200078	3,000.00	1,500.00-	1,500.00-	LINE ITEM TRANSFER	SH
2020 010-404-484	OTHER ELECTION EXP	09/16/2020	200094	1,500.00	1,500.00-	0.00	LINE ITEM TRANSFER	MK
2020 010-404-484	OTHER ELECTION EXP	09/16/2020	200094	32,000.00	33,500.00	1,500.00	LINE ITEM TRANSFER	MK
2020 010-404-484	OTHER ELECTION EXP	09/30/2020	200112	33,500.00	33,700.00	200.00	LINE ITEM TRANSFER	MK
	TOTAL AMENDMENTS		6	TOTAL CHANGES	7,000.00	7,000.00		
2020 010-409-401	ACCOUNTING/AUDITIN	06/24/2020	200053	45,000.00	40,000.00	5,000.00-	LINE ITEM TRANSFER	MK
2020 010-409-401	ACCOUNTING/AUDITIN	09/02/2020	200086	40,000.00	39,200.00	800.00-	LINE ITEM TRANSFER	SH
2020 010-409-402	CONTRACT SERVICES C	10/30/2019	200007	.00	7,000.00	7,000.00	LINE ITEM TRANSFER	MK
2020 010-409-457	MAINT. & SERVICE	06/24/2020	200053	9,500.00	14,500.00	5,000.00	LINE ITEM TRANSFER	MK
2020 010-409-495	MISCELLANEOUS	09/02/2020	200086	1,000.00	1,800.00	800.00	LINE ITEM TRANSFER	SH
2020 010-409-800	CONINGENCY	10/30/2019	200007	370,000.00	363,000.00	7,000.00-	LINE ITEM TRANSFER	SH
	TOTAL AMENDMENTS		6	TOTAL CHANGES	437,200.00	437,200.00		
2020 010-410-471	FIRE DEPARTMENT FE	09/30/2020	200113	89,000.00	89,866.31	866.31	LINE ITEM TRANSFER	MK
2020 010-410-472	APPRAISAL DISTRICT	09/30/2020	200113	362,898.00	371,359.32	8,461.32	LINE ITEM TRANSFER	MK
2020 010-410-481	ANIMAL CONTROL	09/30/2020	200113	20,000.00	10,672.37	9,327.63-	LINE ITEM TRANSFER	MK
	TOTAL AMENDMENTS		3	TOTAL CHANGES	10,672.37	10,672.37		
2020 010-435-417	SP LEGAL SERV&VTS	09/16/2020	200095	1,000.00	1,137.58	137.58	LINE ITEM TRANSFER	MK
2020 010-435-417	SP LEGAL SERV&VTS	09/30/2020	200114	1,137.58	1,237.58	100.00	LINE ITEM TRANSFER	MK
2020 010-435-495	MISCELLANEOUS	09/16/2020	200095	800.00	137.58-	662.42	LINE ITEM TRANSFER	MK
2020 010-435-495	MISCELLANEOUS	09/30/2020	200114	662.42	562.42	100.00-	LINE ITEM TRANSFER	MK
	TOTAL AMENDMENTS		4	TOTAL CHANGES	2,562.42	2,562.42		
2020 010-437-406	TRANSCRIPT AND DEF	05/01/2020	200039	15,000.00	23,000.00	8,000.00	LINE ITEM TRANSFER	MK
2020 010-437-415	INDIGENT LEGAL AID	05/01/2020	200039	430,000.00	422,000.00	8,000.00-	LINE ITEM TRANSFER	MK
	TOTAL AMENDMENTS		2	TOTAL CHANGES	422,000.00	422,000.00		
2020 010-445-405	PSYCHIATRIC EVALUT	09/30/2020	200115	2,850.00	4,350.00	1,500.00	LINE ITEM TRANSFER	MK
2020 010-445-413	COURT TRANSLATORS	09/30/2020	200115	11,000.00	9,500.00	1,500.00-	LINE ITEM TRANSFER	MK

ACCOUNT NUMBER	ACCOUNT NAME	DATE	AMDMT NUMBER	OLD BUDGET AMOUNT	AMENDED BUDGET AMOUNT	AMOUNT OF CHANGE	DESCRIPTION	CLK
EXPENDITURES - COUNTY COURT AT			TOTAL AMENDMENTS	2	TOTAL CHANGES	.00		
2020 010-450-310	OFFICE SUPPLIES	06/24/2020	200054	6,800.00	5,300.00	1,500.00-	LINE ITEM TRANSFER	MK
2020 010-450-311	POSTAGE	06/24/2020	200054	5,300.00	7,000.00	1,700.00	LINE ITEM TRANSFER	MK
2020 010-450-311	POSTAGE	09/30/2020	200116	7,000.00	7,700.00	700.00	LINE ITEM TRANSFER	MK
2020 010-450-427	TRAINING	09/30/2020	200116	3,000.00	2,300.00	700.00-	LINE ITEM TRANSFER	MK
EXPENDITURES - DISTRICT CLERK			TOTAL AMENDMENTS	4	TOTAL CHANGES	.00		
2020 010-455-311	POSTAGE	09/16/2020	200096	1,500.00	1,700.00	200.00	LINE ITEM TRANSFER	MK
2020 010-455-427	TRAINING	09/16/2020	200096	750.00	550.00	200.00-	LINE ITEM TRANSFER	MK
EXPENDITURES COMPLIANCE DEPART			TOTAL AMENDMENTS	2	TOTAL CHANGES	.00		
2020 010-463-311	POSTAGE	09/16/2020	200097	1,200.00	950.00	250.00-	LINE ITEM TRANSFER	MK
2020 010-463-428	TRAVEL	09/16/2020	200097	1,200.00	1,450.00	250.00	LINE ITEM TRANSFER	MK
EXPENDITURES - JP 3			TOTAL AMENDMENTS	2	TOTAL CHANGES	.00		
2020 010-476-310	OFFICE SUPPLIES	06/10/2020	200049	5,000.00	6,000.00	1,000.00	LINE ITEM TRANSFER	MK
2020 010-476-330	FUEL AND LUBRICANT	09/03/2020	200091	4,000.00	7,025.00	3,025.00	LINE ITEM TRANSFER	SH
2020 010-476-406	TRANSCRIPTS & PROS	09/02/2020	200090	8,000.00	7,730.00	270.00-	LINE ITEM TRANSFER	SH
2020 010-476-427	TRAINING	06/10/2020	200049	7,000.00	6,000.00	1,000.00-	LINE ITEM TRANSFER	MK
2020 010-476-428	TRAVEL	08/19/2020	200077	1,500.00	1,448.16	51.84-	LINE ITEM TRANSFER	SH
2020 010-476-481	SUBSCRIPTIONS/DUES	08/19/2020	200077	2,300.00	2,351.84	51.84	LINE ITEM TRANSFER	SH
2020 010-476-495	MISCELLANEOUS	09/02/2020	200090	250.00	520.00	270.00	LINE ITEM TRANSFER	SH
EXPENDITURES - DA			TOTAL AMENDMENTS	7	TOTAL CHANGES	3,025.00		
2020 010-497-310	OFFICE SUPPLIES	08/05/2020	200068	2,135.00	2,435.00	300.00	LINE ITEM TRANSFER	MK
2020 010-497-427	TRAINING	08/05/2020	200068	750.00	2,950.00	800.00-	LINE ITEM TRANSFER	MK
2020 010-497-427	TRAINING	09/30/2020	200117	2,100.00	2,940.00	10.00-	LINE ITEM TRANSFER	MK
2020 010-497-483	BONDING	06/24/2020	200055	100.00	150.00	50.00-	LINE ITEM TRANSFER	MK
2020 010-497-495	MISCELLANEOUS	06/24/2020	200055	190.00	140.00	50.00-	LINE ITEM TRANSFER	MK
2020 010-497-495	MISCELLANEOUS	09/30/2020	200117	140.00	150.00	10.00	LINE ITEM TRANSFER	MK
2020 010-497-572	OFFICE EQUIPMENT	08/05/2020	200068	500.00	1,000.00	500.00	LINE ITEM TRANSFER	MK
EXPENDITURES - CO.TREASURER			TOTAL AMENDMENTS	7	TOTAL CHANGES	.00		
2020 010-503-420	TELEPHONE (FAX)	09/30/2020	200118	105,000.00	102,986.01	2,013.99-	LINE ITEM TRANSFER	MK
2020 010-503-427	TRAINING	08/19/2020	200118	2,500.00	2,100.00	400.00-	LINE ITEM TRANSFER	SH
2020 010-503-427	TRAINING	09/30/2020	200118	2,100.00	1,800.00	300.00-	LINE ITEM TRANSFER	SH
2020 010-503-428	TRAVEL	08/19/2020	200098	500.00	900.00	400.00-	LINE ITEM TRANSFER	SH
2020 010-503-452	OFF EQUIP REP & MA	09/16/2020	200118	6,000.00	4,000.00	2,000.00-	LINE ITEM TRANSFER	MK
2020 010-503-452	OFF EQUIP REP & MA	09/30/2020	200118	4,000.00	3,600.00	400.00-	LINE ITEM TRANSFER	MK
2020 010-503-457	MAINT. & SERVICE C	09/16/2020	200098	5,000.00	219,500.00	214,500.00	LINE ITEM TRANSFER	MK
2020 010-503-462	OFFICE EQUIPMENT	09/30/2020	200118	56,000.00	58,713.99	2,713.99	LINE ITEM TRANSFER	MK
2020 010-503-572	OFFICE EQUIPMENT	11/27/2019	200011	77,000.00	76,923.91	76.09-	LINE ITEM TRANSFER	MK
2020 010-503-588	FINANCING LEASE IN	11/27/2019	200011	1,018.00	1,025.59	7.59	LINE ITEM TRANSFER	MK
2020 010-503-589	EQUIPMENT PAYMENTS	11/27/2019	200011	31,764.39	31,832.89	68.50	LINE ITEM TRANSFER	MK
EXPENDITURES-DATA PROCESSING			TOTAL AMENDMENTS	11	TOTAL CHANGES	.00		
2020 010-510-440	ELECTRICITY	09/02/2020	200088	91,500.00	89,000.00	2,500.00-	LINE ITEM TRANSFER	SH
2020 010-510-442	WATER	09/02/2020	200088	13,500.00	16,000.00	2,500.00	LINE ITEM TRANSFER	SH
EXPENDITURES - PUBLIC BLDGS			TOTAL AMENDMENTS	2	TOTAL CHANGES	.00		
2020 010-551-330	FUEL AND LUBRICANT	08/19/2020	200080	5,000.00	4,725.00	275.00-	LINE ITEM TRANSFER	SH
2020 010-551-428	FUEL AND LUBRICANT	01/08/2020	200020	1,000.00	500.00-	500.00-	LINE ITEM TRANSFER	MK
2020 010-551-451	AUTO MAINTENANCE	01/08/2020	200020	1,000.00	1,500.00	500.00	LINE ITEM TRANSFER	MK
2020 010-551-451	AUTO MAINTENANCE	08/19/2020	200080	1,500.00	1,775.00	275.00	LINE ITEM TRANSFER	SH

ACCOUNT NUMBER	ACCOUNT NAME	DATE	AMDMT NUMBER	OLD BUDGET AMOUNT	AMENDED BUDGET AMOUNT	AMOUNT OF CHANGE	DESCRIPTION	CLK
EXPENDITURES - CONSTABLE PCT.1			TOTAL AMENDMENTS	4	TOTAL CHANGES	.00		
2020 010-552-330	FUEL AND LUBRICANT	07/08/2020	200058	3,500.00	3,356.00	144.00-	LINE ITEM TRANSFER	MK
2020 010-552-339	UNIFORMS	09/16/2020	200100	400.00	455.98	55.98	LINE ITEM TRANSFER	MK
2020 010-552-419	OTHER PROFESSIONAL	07/08/2020	200058	180.00	324.00	144.00	LINE ITEM TRANSFER	MK
2020 010-552-428	FUEL AND LUBRICANT	09/16/2020	200100	500.00	444.02	55.98-	LINE ITEM TRANSFER	MK
EXPENDITURES - CONSTABLE PCT.2			TOTAL AMENDMENTS	4	TOTAL CHANGES	.00		
2020 010-554-310	OFFICE SUPPLIES	08/05/2020	200067	350.00	950.00	600.00	LINE ITEM TRANSFER	MK
2020 010-554-428	FUEL & LUBRICANTS-	08/05/2020	200067	1,000.00	400.00	600.00-	LINE ITEM TRANSFER	MK
2020 010-554-428	FUEL & LUBRICANTS-	08/19/2020	200081	1,400.00	150.00	250.00-	LINE ITEM TRANSFER	SH
2020 010-554-451	AUTO MAINTENANCE	08/19/2020	200081	1,000.00	1,250.00	250.00	LINE ITEM TRANSFER	SH
EXPENDITURES - CONSTABLE PCT.4			TOTAL AMENDMENTS	4	TOTAL CHANGES	.00		
2020 010-665-310	OFFICE SUPPLIES	09/30/2020	200119	1,500.00	1,900.00	400.00	LINE ITEM TRANSFER	MK
2020 010-665-427	TRAINING	09/30/2020	200119	4,000.00	3,600.00	400.00-	LINE ITEM TRANSFER	MK
EXPENDITURES - EXT. SERVICE			TOTAL AMENDMENTS	2	TOTAL CHANGES	.00		
2020 010-672-402	CONTRACT SERVICES	08/19/2020	200079	7,500.00	10,000.00	2,500.00	INCREASE REV AND EXP	SH
EXPENDITURES - PCT #2 COLLECT			TOTAL AMENDMENTS	1	TOTAL CHANGES	.00		
2020 010-673-402	CONTRACT SERVICES	09/02/2020	200089	16,000.00	21,000.00	5,000.00	INCREASE REVENUE AND EXPENS	SH
EXPENDITURES - PCT #3 COLLECT			TOTAL AMENDMENTS	1	TOTAL CHANGES	.00		
2020 010-700-070	TRANSFER TO CO PER	10/14/2020	200127	500,000.00	481,000.00	19,000.00-	HAZARD MITIGATION GRANT	MK
2020 010-700-807	TRANSFER TO HAZARD	10/14/2020	200127	200,000.00	19,000.00	19,000.00-	HAZARD MITIGATION GRANT	MK
TOTAL TRANSFERS			TOTAL AMENDMENTS	2	TOTAL CHANGES	.00		
2020 015-560-427	TRAINING	03/05/2020	200030	10,000.00	1,000.00	1,000.00-	LINE ITEM TRANS - FOREITTUR	MK
2020 015-560-495	MISC	03/05/2020	200030	2,000.00	9,000.00	7,000.00	LINE ITEM TRANS - FOREITTUR	MK
EXPENDITURES - SHERIFF FOREITT			TOTAL AMENDMENTS	2	TOTAL CHANGES	.00		
2020 017-510-339	UNIFORMS	09/16/2020	200099	400.00	537.93	137.93	LINE ITEM TRANSFER	MK
2020 017-510-572	EQUIPMENT PURCHASE	09/16/2020	200099	8,000.00	7,862.07	137.93-	LINE ITEM TRANSFER	MK
EXPENDITURES - BLDG SECURITY			TOTAL AMENDMENTS	2	TOTAL CHANGES	.00		
2020 021-380-200	FINANCING ISSURANC	10/17/2019	200006	1.00	120,970.00-	120,970.00-	INCREASE REVENUE & EXPENSE	MK
EXPENDITURES - R & B PCT.1			TOTAL AMENDMENTS	14	TOTAL CHANGES	.00		
2020 021-621-107	SALARIES-EXTRA HEL	09/16/2020	200101	20,000.00	25,000.00	5,000.00	LINE ITEM TRANSFER	MK
2020 021-621-110	SALARIES - COMP TI	09/16/2020	200102	2,000.00	2,000.00	0.00	LINE ITEM TRANSFER	MK
2020 021-621-335	ROAD & BRIDGE MATE	01/23/2020	200023	746,694.00	726,694.00	20,000.00-	LINE ITEM TRANSFER	SH
2020 021-621-340	SHOP SUPPLIES & TO	07/08/2020	200059	6,000.00	5,400.00	600.00-	LINE ITEM TRANSFER	MK
2020 021-621-340	SHOP SUPPLIES & TO	09/30/2020	200120	5,400.00	5,350.97	49.03-	LINE ITEM TRANSFER	MK
2020 021-621-440	ELECTRICITY	09/30/2020	200120	1,200.00	1,249.03	49.03	LINE ITEM TRANSFER	MK
2020 021-621-441	GAS	07/08/2020	200059	600.00	600.00	0.00	LINE ITEM TRANSFER	MK
2020 021-621-451	REPAIR & MAINT.-MA	01/23/2020	200023	30,000.00	1,200.00	29,000.00	LINE ITEM TRANSFER	SH
2020 021-621-451	REPAIR & MAINT.-MA	08/05/2020	200069	50,000.00	69,596.00	19,596.00	LINE ITEM TRANSFER	MK
2020 021-621-461	MACHINERY RENTAL	09/16/2020	200101	20,000.00	15,100.00	5,000.00-	LINE ITEM TRANSFER	MK
2020 021-621-461	MISCELLANEOUS EXPE	09/16/2020	200102	15,100.00	13,100.00	2,000.00-	LINE ITEM TRANSFER	MK
2020 021-621-495	EQUIPMENT PURCHASE	08/05/2020	200069	10,342.00	11,842.00	1,500.00-	LINE ITEM TRANSFER	MK
2020 021-621-571	EQUIPMENT PURCHASE	10/17/2019	200069	50,000.00	170,970.00	120,970.00-	INCREASE REVENUE & EXPENSE	MK
EXPENDITURES - R & B PCT.1			TOTAL AMENDMENTS	170,970.00	159,874.00	111,096.00-	LINE ITEM TRANSFER	MK
			TOTAL AMENDMENTS	14	TOTAL CHANGES	.00		

ACCOUNT NUMBER	ACCOUNT NAME	DATE	AMDT NUMBER	OLD BUDGET AMOUNT	AMENDED BUDGET AMOUNT	AMOUNT OF CHANGE	DESCRIPTION	CLK
2020 022-622-335	ROAD & BRIDGE MATE	10/10/2019	200005	1,276,523.00	1,269,523.00	7,000.00-	LINE ITEM TRANSFER	MK
2020 022-622-335	ROAD & BRIDGE MATE	06/24/2020	200056	1,269,523.00	1,354,523.00	85,000.00	LINE ITEM TRANSFER	MK
2020 022-622-461	MACHINERY RENTAL	10/10/2019	200005	7,000.00	7,000.00	0.00	LINE ITEM TRANSFER	MK
2020 022-622-800	CONTINGENCY	06/24/2020	200056	185,000.00	100,000.00	85,000.00-	LINE ITEM TRANSFER	MK
EXPENDITURES - R & B PCT.2			TOTAL AMENDMENTS	4	TOTAL CHANGES	1.00		
2020 023-370-100	ROAD DAMAGE PAYMEN	04/17/2020	200037	1,600.00-	15,600.00-	15,600.00-	INCREASE REV & EXP - R&B#3	MK
TOTAL AMENDMENTS			TOTAL CHANGES	1	TOTAL CHANGES	15,600.00-		
2020 023-371-100	OTHER MISC. REVENU	02/19/2020	200028	1.00	4,225.44-	4,225.44-	INCREASE REV AND EXP INSURA	SH
TOTAL AMENDMENTS			TOTAL CHANGES	1	TOTAL CHANGES	4,225.44-		
2020 023-623-103	SALARIES - EMPLOYE	05/14/2020	200045	257,454.35	244,155.81	13,298.54-	LINE ITEM TRANSFER	MK
2020 023-623-103	SALARIES - EMPLOYE	08/05/2020	200070	244,155.81	232,155.81	12,000.00-	LINE ITEM TRANSFER	MK
2020 023-623-107	SALARIES-EXTRA HEL	09/16/2020	200070	35,000.00	46,500.00	11,500.00	LINE ITEM TRANSFER	MK
2020 023-623-110	SALARIES - COMP II	05/14/2020	200045	13,298.54	13,298.54	0.00	LINE ITEM TRANSFER	MK
2020 023-623-110	SALARIES - COMP II	08/05/2020	200070	13,298.54	19,398.54	6,100.00	LINE ITEM TRANSFER	MK
2020 023-623-202	GROUP INSURANCE	08/05/2020	200070	69,601.68	64,001.68	5,600.00-	LINE ITEM TRANSFER	MK
2020 023-623-310	OFFICE SUPPLIES	08/05/2020	200071	100.00	113.14	13.14	LINE ITEM TRANSFER	MK
2020 023-623-330	FUEL & LUBRICANTS	09/30/2020	200121	70,000.00	68,774.00	1,226.00-	LINE ITEM TRANSFER	MK
2020 023-623-330	FUEL & LUBRICANTS	09/30/2020	200122	68,774.00	58,774.00	10,000.00-	LINE ITEM TRANSFER	MK
2020 023-623-335	ROAD & BRIDGE MATE	10/02/2020	200002	857,232.00	807,232.00	50,000.00-	BUDGET CORRECTION	MK
2020 023-623-335	ROAD & BRIDGE MATE	01/23/2020	200002	807,232.00	807,107.29	124.71-	LINE ITEM TRANSFER	SH
2020 023-623-335	ROAD & BRIDGE MATE	04/17/2020	200037	807,107.29	822,707.29	15,600.00	INCREASE REV & EXP - R&B#3	MK
2020 023-623-335	ROAD & BRIDGE MATE	08/05/2020	200071	822,707.29	822,694.15	13.14-	LINE ITEM TRANSFER	MK
2020 023-623-339	UNIFORMS	09/02/2020	200087	4,500.00	4,900.00	400.00	LINE ITEM TRANSFER	SH
2020 023-623-340	SHOP SUPPLIES & TO	09/02/2020	200087	3,500.00	4,100.00	600.00	LINE ITEM TRANSFER	SH
2020 023-623-402	CONTRACT SERVICES	10/02/2019	200024	17,000.00	53,500.00	40,000.00	BUDGET CORRECTION	MK
2020 023-623-440	ELECTRICITY	02/05/2020	200024	17,000.00	16,755.00	245.00-	LINE ITEM TRANSFER	MK
2020 023-623-440	ELECTRICITY	05/01/2020	200024	16,755.00	16,705.00	50.00-	LINE ITEM TRANSFER	SH
2020 023-623-441	GAS	01/23/2020	200021	200.00	16,705.00	16,505.00	LINE ITEM TRANSFER	SH
2020 023-623-441	GAS	02/05/2020	200024	324.71	569.71	245.00	LINE ITEM TRANSFER	MK
2020 023-623-441	GAS	05/01/2020	200040	569.71	619.71	50.00	LINE ITEM TRANSFER	MK
2020 023-623-451	REPAIR & MAINT-MAC	02/19/2020	200028	70,000.00	74,225.44	4,225.44	INCREASE REV AND EXP INSURA	SH
2020 023-623-451	REPAIR & MAINT-MAC	09/30/2020	200122	74,225.44	84,225.44	10,000.00	LINE ITEM TRANSFER	MK
2020 023-623-472	APPRAISAL DIST SPE	09/30/2020	200121	36,500.00	31,726.00	4,774.00-	LINE ITEM TRANSFER	MK
2020 023-623-495	MISCELLANEOUS EXPE	09/16/2020	200103	5,000.00	4,936.81	63.19-	LINE ITEM TRANSFER	MK
2020 023-623-588	INTEREST ON DEBT P	09/16/2020	200103	15,442.00	15,485.19	43.19-	LINE ITEM TRANSFER	MK
EXPENDITURES - R & B PCT.3			TOTAL AMENDMENTS	26	TOTAL CHANGES	19,825.44		
2020 024-364-100	SALE OF PROPERTY	12/26/2019	200018	1.00	30,000.00-	30,000.00-	INCREASE REV & EXP - SALE O	MK
TOTAL AMENDMENTS			TOTAL CHANGES	1	TOTAL CHANGES	30,000.00-		
2020 024-624-103	SALARIES - EMPLOYE	08/05/2020	200071	257,454.35	255,454.35	2,000.00-	LINE ITEM TRANSFER	MK
2020 024-624-107	SALARIES-EXTRA HEL	07/08/2020	200060	25,000.00	32,500.00	7,500.00	LINE ITEM TRANSFER	MK
2020 024-624-107	SALARIES-EXTRA HEL	09/16/2020	200106	32,500.00	34,500.00	2,000.00	LINE ITEM TRANSFER	MK
2020 024-624-110	SALARIES - COMP II	07/08/2020	200060	1,000.00	1,000.00	0.00	LINE ITEM TRANSFER	MK
2020 024-624-110	SALARIES - COMP II	08/05/2020	200071	1,000.00	3,000.00	2,000.00	LINE ITEM TRANSFER	MK
2020 024-624-202	GROUP INSURANCE	07/08/2020	200060	69,601.68	61,101.68	8,500.00-	LINE ITEM TRANSFER	MK
2020 024-624-202	GROUP INSURANCE	09/16/2020	200106	61,101.68	59,101.68	2,000.00-	LINE ITEM TRANSFER	MK
2020 024-624-330	FUEL & LUBRICANTS	07/08/2020	200061	55,000.00	52,500.00	2,500.00-	LINE ITEM TRANSFER	MK
2020 024-624-330	FUEL & LUBRICANTS	09/16/2020	200105	52,500.00	47,500.00	5,000.00-	LINE ITEM TRANSFER	MK
2020 024-624-335	ROAD & BRIDGE MATE	12/11/2019	200014	767,779.00	737,779.00	30,000.00-	LINE ITEM TRANSFER	MK
2020 024-624-335	ROAD & BRIDGE MATE	12/26/2019	200018	737,779.00	767,779.00	30,000.00	INCREASE REV & EXP - SALE O	MK
2020 024-624-335	ROAD & BRIDGE MATE	04/03/2020	200035	767,779.00	766,779.00	1,000.00-	LINE ITEM TRANSFER	MK

ACCOUNT NUMBER	ACCOUNT NAME	DATE	AMDMT NUMBER	OLD BUDGET AMOUNT	AMENDED BUDGET AMOUNT	AMOUNT OF CHANGE	DESCRIPTION	CLK
2020 024-624-335	ROAD & BRIDGE MATE	05/01/2020	2000041	766,779.00	741,779.00	25,000.00-	LINE ITEM TRANSFER	SH MK
2020 024-624-335	ROAD & BRIDGE MATE	09/16/2020	2001004	741,779.00	732,779.00	9,000.00-	LINE ITEM TRANSFER	SH MK
2020 024-624-340	SHOP SUPPLIES & TO	04/03/2020	2000035	4,250.00	5,250.00	1,000.00	LINE ITEM TRANSFER	SH MK
2020 024-624-451	REPAIR & MAINT/MAC	09/02/2020	2000084	60,000.00	7,750.00	5,200.00	LINE ITEM TRANSFER	SH MK
2020 024-624-451	REPAIR & MAINT/MAC	09/16/2020	2001005	69,000.00	74,000.00	5,000.00	LINE ITEM TRANSFER	SH MK
2020 024-624-571	EQUIPMENT PURCHASE	11/27/2019	2000111	200,000.00	200,000.00	0.00	LINE ITEM TRANSFER	SH MK
2020 024-624-571	EQUIPMENT PURCHASE	12/11/2019	2000014	200,000.00	230,000.00	30,000.00	LINE ITEM TRANSFER	SH MK
2020 024-624-571	EQUIPMENT PURCHASE	05/01/2020	2000041	230,000.00	255,000.00	25,000.00	LINE ITEM TRANSFER	SH MK
2020 024-624-571	EQUIPMENT PURCHASE	09/16/2020	2001004	255,000.00	282,000.00	27,000.00	LINE ITEM TRANSFER	SH MK
2020 024-624-800	CONTINGENCY	11/27/2019	2000111	200,000.00	200,000.00	0.00	LINE ITEM TRANSFER	SH MK
2020 036-364-100	SALE OF PROPERTY	08/05/2020	2000073	0.00	600.00-	600.00-	TO INCREASE REV & EXP	SH MK
2020 036-476-103	SALARIES - EMPLOYE	05/01/2020	2000042	25,826.00	24,826.00	1,000.00-	LINE ITEM TRANSFER	SH MK
2020 036-476-495	MISC. EXPENDITURES	05/01/2020	2000042	1,000.00	1,000.00	0.00	LINE ITEM TRANSFER	SH MK
2020 036-476-495	MISC. EXPENDITURES	08/05/2020	2000073	1,000.00	1,600.00	600.00	TO INCREASE REV & EXP	SH MK
2020 042-650-310	OFFICE SUPPLIES	05/01/2020	2000043	2,000.00	1,960.00	40.00-	LINE ITEM TRANSFER	SH MK
2020 042-650-495	MISCELLANEOUS	05/01/2020	2000043	50.00	90.00	40.00	LINE ITEM TRANSFER	SH MK
2020 057-403-407	MICROFITTING	12/23/2019	2000016	200,000.00	150,000.00	50,000.00-	LINE ITEM TRANSFER	SH MK
2020 057-403-462	OFFICE EQUIPMENT	12/23/2019	2000016	200,000.00	50,000.00	150,000.00-	LINE ITEM TRANSFER	SH MK
2020 070-390-010	TRANSFER FROM GENE	10/14/2020	200127	500,000.00-	481,000.00-	19,000.00	HAZARD MITIGATION GRANT	SH MK
2020 085-319-000	PENALTY/INTEREST	06/10/2020	2000051	10,000.00-	10,020.00-	20.00-	INCREASE REV & EXP	SH MK
2020 085-680-690	DEBT SERVICE FEES	06/10/2020	2000051	0.00	20.00	20.00	INCREASE REV & EXP	SH MK
2020 131-333-109	VINE	03/05/2020	2000029	0.00	18,618.88-	18,618.88-	INCREASE REV & EXP	SH MK
2020 131-512-310	OFFICE SUPPLIES	12/23/2019	2000017	10,383.00	9,097.05	1,285.95-	LINE ITEM TRANSFER	SH MK
2020 131-512-310	OFFICE SUPPLIES	03/18/2020	2000037	9,097.05	9,497.05	400.00	LINE ITEM TRANSFER	SH MK
2020 131-512-310	OFFICE SUPPLIES	06/24/2020	2000057	9,497.05	7,000.00	2,497.05-	LINE ITEM TRANSFER	SH MK
2020 131-512-332	OFFICE SUPPLIES	10/02/2020	2000004	2,000.00	150,000.00	148,000.00	BUDGET CORRECTION	SH MK
2020 131-512-333	INMATE FOOD	08/19/2020	2000076	140,000.00	150,000.00	10,000.00	LINE ITEM TRANSFER	SH MK
2020 131-512-333	INMATE FOOD	09/16/2020	2001007	150,000.00	156,000.00	6,000.00	LINE ITEM TRANSFER	SH MK
2020 131-512-333	INMATE FOOD	09/30/2020	2001023	156,000.00	162,000.00	6,000.00	LINE ITEM TRANSFER	SH MK
2020 131-512-333	OTHER JAIL SUPPLIE	04/03/2020	2000036	2,000.00	1,190.00-	810.00-	LINE ITEM TRANSFER	SH MK
2020 131-512-334	OTHER JAIL SUPPLIE	07/08/2020	2000062	1,190.00	950.24	239.76-	LINE ITEM TRANSFER	SH MK
2020 131-512-339	UNIFORMS	11/27/2019	2000012	5,500.00	13,500.00	8,000.00	LINE ITEM TRANSFER	SH MK
2020 131-512-339	UNIFORMS	03/05/2020	2000031	13,500.00	13,000.00	500.00-	LINE ITEM TRANSFER	SH MK
2020 131-512-339	UNIFORMS	03/18/2020	2000033	13,000.00	11,845.81	1,154.19-	LINE ITEM TRANSFER	SH MK
2020 131-512-339	UNIFORMS	04/17/2020	2000038	11,845.81	11,545.81	300.00-	LINE ITEM TRANSFER	SH MK

ACCOUNT NUMBER	ACCOUNT NAME	DATE	AMDMT NUMBER	OLD BUDGET AMOUNT	AMENDED BUDGET AMOUNT	AMOUNT OF CHANGE	DESCRIPTION	CLK
2020 131-512-339	UNIFORMS	05/14/2020	200046	11,545.81	11,457.06	88.75-	LINE ITEM TRANSFER	MK
2020 131-512-339	UNIFORMS	06/24/2020	200057	11,457.06	11,357.06	100.00-	LINE ITEM TRANSFER	MK
2020 131-512-402	CONTRACT SERVICES	11/27/2019	200012	250,000.00	242,000.00	8,000.00-	LINE ITEM TRANSFER	MK
2020 131-512-402	CONTRACT SERVICES	07/22/2020	200065	242,000.00	309,088.89	67,088.89	LINE ITEM TRANSFER	MK
2020 131-512-418	INMATE MEDICAL EXP	07/22/2020	200065	200,000.00	132,911.11	67,088.89-	LINE ITEM TRANSFER	MK
2020 131-512-418	INMATE MEDICAL EXP	09/30/2020	200123	132,911.11	126,911.11	6,000.00-	LINE ITEM TRANSFER	MK
2020 131-512-450	REPAIR & MAINT. BL	08/19/2020	200076	85,000.00	175,000.00	10,000.00-	LINE ITEM TRANSFER	SH
2020 131-512-450	REPAIR & MAINT. BL	09/16/2020	200107	75,000.00	69,000.00	6,000.00-	LINE ITEM TRANSFER	MK
2020 131-512-495	MISCELLANEOUS	03/05/2020	200031	1,800.00	2,300.00	500.00	LINE ITEM TRANSFER	MK
2020 131-512-495	MISCELLANEOUS	03/18/2020	200033	2,300.00	2,954.19	654.19	LINE ITEM TRANSFER	MK
2020 131-512-495	MISCELLANEOUS	04/03/2020	200036	2,954.19	3,764.19	810.00	LINE ITEM TRANSFER	MK
2020 131-512-495	MISCELLANEOUS	04/17/2020	200038	3,764.19	4,064.19	300.00	LINE ITEM TRANSFER	MK
2020 131-512-495	MISCELLANEOUS	05/14/2020	200046	4,064.19	4,152.94	88.75	LINE ITEM TRANSFER	MK
2020 131-512-495	MISCELLANEOUS	06/24/2020	200057	4,152.94	4,352.94	200.00	LINE ITEM TRANSFER	MK
2020 131-512-495	MISCELLANEOUS	07/08/2020	200062	4,352.94	4,592.94	239.76	LINE ITEM TRANSFER	MK
2020 131-512-572	OFFICE EQUIPMENT	12/23/2019	200017	750.00	2,033.95	1,283.95	LINE ITEM TRANSFER	MK
2020 EXPENDITURES - VZC JAIL			TOTAL AMENDMENTS	29	TOTAL CHANGES	5,000.00		
2020 131-513-457	MAINT. & SERVICE	03/05/2020	200029	1.00	18,618.88	18,618.88	INCREASE REV & EXP - VINE G	MK
2020 132-352-400	GRANT PROCEEDS	02/05/2020	200025	1.00	73,000.00-	73,000.00-	INCREASE REV & EXP - SO GRA	MK
2020 132-367-000	GENERAL DONATION V	02/19/2020	200027	1.00	2,000.00-	2,000.00-	INCREASE REV AND EXP FOR AM	SH
2020 132-560-103	SALARIES - EMPLOYE	08/05/2020	200072	1,398,720.86	1,358,695.86	40,025.00-	LINE ITEM TRANSFER	MK
2020 132-560-110	SALARIES - COMP TI	08/05/2020	200072	100,000.00	140,025.00	40,025.00-	LINE ITEM TRANSFER	MK
2020 132-560-337	LAW ENFORCEMENT SU	02/19/2020	200027	14,500.00	16,500.00	2,000.00	INCREASE REV AND EXP FOR AM	SH
2020 132-560-427	TRAINING	03/05/2020	200032	5,000.00	2,500.00	2,500.00	LINE ITEM TRANSFER	MK
2020 132-560-428	TRAVEL	03/05/2020	200032	5,000.00	2,500.00	2,500.00-	LINE ITEM TRANSFER	MK
2020 132-560-574	GRANT EQUIPMENT	02/05/2020	200025	6.00	73,000.00	73,000.00	INCREASE REV & EXP - SO GRA	MK
2020 EXPENDITURES - SHERIFF OFFICE			TOTAL AMENDMENTS	6	TOTAL CHANGES	75,000.00		
2020 145-700-010	TRANSFER TO GENERA	10/14/2020	200128	1.00	203.03	203.03	SOLID WASTE GRANT	MK
2020 147-333-100	HAVA GRANT FUNDS -	08/19/2020	200083	2.00	56,094.45-	56,094.45-	INCREASE REV AND EXP	SH
2020 147-333-101	HAVA GRANT FUNDS -	08/19/2020	200083	2.00	11,218.89-	11,218.89-	INCREASE REV AND EXP	SH
2020 147-404-103	SALARIES - CDC GUI	08/19/2020	200083	0.00	10,000.00	10,000.00	INCREASE REV AND EXP	SH
2020 147-404-310	SUPPLIES	08/19/2020	200083	0.00	50,000.00	50,000.00	INCREASE REV AND EXP	SH
2020 147-404-427	SECURITY AND TRAIN	08/19/2020	200083	0.00	4,000.00	4,000.00	INCREASE REV AND EXP	SH
2020 147-404-430	COMMUNICATIONS	08/19/2020	200083	0.00	3,313.34	3,313.34	INCREASE REV AND EXP	SH
2020 EXPENDITURES - HAVA CARES ACT			TOTAL AMENDMENTS	4	TOTAL CHANGES	67,313.34		
2020 541-333-101	STATE AID - SUPERV	10/08/2020	200125	151,103.00-	116,116.00-	34,987.00	ADULT ADJ - 541	MK
2020 541-344-104	DRUG TESTING	11/19/2019	200009	21,000.00-	21,000.00-	0.00	LINE ITEM TRANS - ADULT BAI	MK
2020 541-344-105	GLOBAL POSITIONING	11/19/2019	200009	21,000.00-	21,000.00-	0.00	LINE ITEM TRANS - ADULT BAI	MK
2020 541-344-112	DRUG- HAIR FOLLIC	10/08/2020	200125	1,000.00-	500.00-	500.00	ADULT ADJ - 541	MK
2020 EXPENDITURES - VZC JAIL			TOTAL AMENDMENTS	3	TOTAL CHANGES	500.00		

ACCOUNT NUMBER	ACCOUNT NAME	DATE	AMDMT NUMBER	OLD BUDGET AMOUNT	AMENDED BUDGET AMOUNT	AMOUNT OF CHANGE	DESCRIPTION	CLK
2020 541-570-103	SALARIES - EMPLOYE	10/08/2020	200125	299,470.00	424,470.00	125,000.00	ADULT ADJ - 541	MK
2020 541-570-201	SOCIAL SECURITY TA	10/08/2020	200125	27,615.00	37,178.00	9,563.00	ADULT ADJ - 541	MK
2020 541-570-203	RETIREMENT CONTRIB	10/08/2020	200125	29,470.00	39,695.00	10,225.00	ADULT ADJ - 541	MK
2020 541-570-206	UNEMPLOYMENT INSUR	10/08/2020	200125	1,117.00	1,503.00	386.00	ADULT ADJ - 541	MK
2020 541-570-310	SUPPLIES/OPERATION	10/08/2020	200125	20,250.00	188,274.00	168,024.00	ADULT ADJ - 541	MK
2020 541-570-419	PROFESSIONAL FEES	10/08/2020	200125	26,564.00	26,302.00	262.00	ADULT ADJ - 541	MK
2020 541-570-420	TELEPHONE - UTILIT	10/08/2020	200125	3,910.00	6,910.00	3,000.00	ADULT ADJ - 541	MK
2020 541-570-422	EQUIPMENT	10/08/2020	200125	8,100.00	11,100.00	3,000.00	ADULT ADJ - 541	MK
EXPENDITURES - SUPERVISION			TOTAL AMENDMENTS	8	318,936.00			
2020 541-700-559	TRANSFER TO MENTAL	10/08/2020	200125	14,565.00	8,251.00	6,314.00	ADULT ADJ - 541	MK
EXPENDITURES - OFFENDER			TOTAL AMENDMENTS	1	8,251.00			
2020 544-574-419	PROFESSIONAL FEES	11/19/2019	200010	.00	337.00	337.00	LINE ITEM TRANS - ADULT BA2	MK
2020 544-574-572	EQUIPMENT	11/19/2019	200010	337.00	.00	337.00	LINE ITEM TRANS - ADULT BA2	MK
EXPENDITURES - EMPLOYEE SALARY			TOTAL AMENDMENTS	2	337.00			
2020 545-435-103	EMPLOYEE SALARY	09/17/2020	200108	45,154.00	45,341.20	187.20	YEAR END BUDGET ADJUSTMENT	SH
EXPENDITURES - JUV LOCAL			TOTAL AMENDMENTS	1	187.20			
2020 546-582-103	SALARIES - EMPLOYE	09/18/2020	200111	3,057.00	3,211.45	154.45	YEAR END BUDGET ADJUSTMENTS	SH
2020 546-582-201	SOCIAL SECURITY TA	09/18/2020	200111	233.86	1,248.72	1,014.86	YEAR END BUDGET ADJUSTMENTS	SH
2020 546-582-310	OFFICE SUPPLIES	07/17/2020	200063	4,500.00	5,700.00	1,200.00	LOCAL PROBATION ADJUSTMENT	MK
2020 546-582-420	TELEPHONE	07/17/2020	200063	3,150.00	3,250.00	100.00	LOCAL PROBATION ADJUSTMENT	MK
2020 546-582-484	RECOGNITION/INCENT	07/17/2020	200063	1,200.00	700.00	500.00	LOCAL PROBATION ADJUSTMENT	MK
2020 546-582-495	MISCELLANEOUS	07/17/2020	200063	1,600.00	800.00	800.00	LOCAL PROBATION ADJUSTMENT	MK
2020 546-582-572	OFFICE EQUIPMENT	09/18/2020	200111	16,000.00	14,830.69	1,169.31	YEAR END BUDGET ADJUSTMENTS	SH
EXPENDITURES - OFFICE SUPPLIES			TOTAL AMENDMENTS	7	11,700.00			
2020 546-587-310	OFFICE SUPPLIES	09/18/2020	200064	9,000.00	29,339.14	2,700.00	LOCAL RESIDENTIAL ADJUSTMENT	MK
2020 546-587-418	RESIDENTIAL FOOD	07/17/2020	200064	1,200.00	1,500.00	300.00	LOCAL RESIDENTIAL ADJUSTMENT	MK
2020 546-587-441	MEDICAL COSTS	07/17/2020	200064	430.00	500.00	70.00	LOCAL RESIDENTIAL ADJUSTMENT	MK
2020 546-587-441	GAS	09/18/2020	200111	2,000.00	1,660.86	339.14	YEAR END BUDGET ADJUSTMENTS	SH
2020 546-587-495	MISCELLANEOUS	07/17/2020	200064	28,000.00	24,950.00	3,050.00	LOCAL RESIDENTIAL ADJUSTMENT	MK
EXPENDITURES - JUV GR			TOTAL AMENDMENTS	6	29,042.00			
2020 547-333-110	STATE AID - JUV GR	09/21/2020	200047	320,994.00	351,036.48	1,017.48	INCREASE REV & EXP - JUV BA	MK
2020 547-333-114	STATE AID - ALLOCATI	10/31/2019	200008	7,812.00	12,772.50	4,960.50	REVENUE OFFSET JUVENILE BA #3	SH
2020 547-333-114	GRANT R - ALLOCATI	09/21/2020	200002	7,812.50	12,772.50	4,960.00	JUVENILE BA #3	MK
EXPENDITURES - SALARIES - CHIEF J			TOTAL AMENDMENTS	4	35,019.98			
2020 547-581-102	SALARIES - CHIEF J	09/17/2020	200108	74,160.00	74,159.80	.20	YEAR END BUDGET ADJUSTMENT	SH
2020 547-581-103	SALARIES - EMPLOYE	09/17/2020	200108	39,986.00	39,985.92	.08	YEAR END BUDGET ADJUSTMENT	SH
2020 547-581-201	SOCIAL SECURITY TA	09/17/2020	200108	8,732.17	8,682.27	49.90	YEAR END BUDGET ADJUSTMENT	SH
2020 547-581-202	GROUP INSURANCE	09/17/2020	200108	15,468.00	14,775.48	692.52	YEAR END BUDGET ADJUSTMENT	SH
2020 547-581-203	RETIREMENT CONTRIB	09/17/2020	200108	9,722.39	9,158.00	564.39	YEAR END BUDGET ADJUSTMENT	SH
2020 547-581-204	WORKERS COMPENSATI	09/17/2020	200108	353.85	182.17	171.68	YEAR END BUDGET ADJUSTMENT	SH
2020 547-581-206	UNEMPLOYMENT INSUR	09/18/2019	200002	.00	300.07	300.07	YEAR END BUDGET ADJUSTMENT	SH
2020 547-581-414	NON RESIDENTIAL SRV	10/31/2019	200008	7,812.00	4,960.00	2,852.00	JUV GRANT R INCREASE	MK
2020 547-581-414	MH COUNSELING - R	06/04/2020	200047	4,500.00	4,500.00	.00	JUVENILE BA #3	MK
2020 547-581-432	PSYCHOLOGICAL - MH	09/03/2020	200092	4,500.00	4,500.00	.00	INCREASE REV & EXP - JUV BA	MK
2020 547-581-432	PSYCHOLOGICAL - MH	09/17/2020	200108	1,097.50	1,097.50	.00	BUDGET ADJUSTMENT DE-OB FUN	SH
2020 547-581-432	PSYCHOLOGICAL - MH	09/17/2020	200108	854.00	854.00	.00	BUDGET ADJUSTMENT	SH

ACCOUNT NUMBER	ACCOUNT NAME	DATE	AMDMT NUMBER	OLD BUDGET AMOUNT	AMENDED BUDGET AMOUNT	AMOUNT OF CHANGE	DESCRIPTION	CLK
2020 547-581-572	OFFICE EQUIPMENT	06/04/2020	2000047	.00	10,121.28	10,121.28	INCREASE REV & EXP - JUV BA	MK
2020 547-581-572	OFFICE EQUIPMENT	09/03/2020	2000092	10,121.28	13,523.78	3,402.50	BUDGET ADJUSTMENT DE-OB FUN	SH
2020 547-581-572	OFFICE EQUIPMENT	09/17/2020	200108	13,523.78	13,233.78	290.00-	YEAR END BUDGET ADJUSTMENT	SH
EXPENDITURES - TJCP PROBATION				TOTAL AMENDMENTS	15	TOTAL CHANGES	17,532.44	
2020 547-587-103	SALARIES - EMPLOYEE	06/04/2020	2000047	96,768.00	111,188.72	14,420.72	INCREASE REV & EXP - JUV BA	MK
2020 547-587-103	SALARIES - EMPLOYEE	09/17/2020	200108	111,188.72	4,849.28	4,849.28	YEAR END BUDGET ADJUSTMENT	SH
2020 547-587-103	SALARIES - EMPLOYEE	09/18/2019	200001	.00	1,017.48	1,017.48	JUV GRANT A INCREASE	MK
EXPENDITURES - TJCP PPA				TOTAL AMENDMENTS	3	TOTAL CHANGES	20,287.48	
2020 549-585-103	SALARY EMPLOYEE	09/17/2020	200108	26,000.00	26,012.86	12.86	YEAR END BUDGET ADJUSTMENT	SH
2020 549-585-413	MENTAL HEALTH COUN	09/17/2020	200108	3,000.00	3,000.00-	0.00-	YEAR END BUDGET ADJUSTMENT	SH
2020 549-585-416	PSYCHO EVAL	12/26/2019	200019	8,551.00	5,555.00	2,996.00-	JUV BUDGET ADJUSTMENT	MK
EXPENDITURES - CCP PROBATION				TOTAL AMENDMENTS	4	TOTAL CHANGES	2,987.14-	
2020 556-333-118	GRANT PROCEEDS	12/11/2019	200015	.00	83,593.00-	83,593.00-	JUV BA #4	MK
EXPENDITURES - EMPLOYEE				TOTAL AMENDMENTS	1	TOTAL CHANGES	83,593.00-	
2020 556-582-103	SALARIES - EMPLOYEE	12/11/2019	200015	24,319.00	24,319.00	0.00	JUV BA #4	MK
2020 556-582-103	SALARIES - EMPLOYEE	09/17/2020	200110	20,001.90	20,001.90	0.00	YEAR END BUDGET ADJUSTMENT	SH
2020 556-582-201	SOCIAL SECURITY	09/17/2020	200110	1,507.76	1,507.76	0.00	YEAR END BUDGET ADJUSTMENT	SH
2020 556-582-201	SOCIAL SECURITY	09/17/2020	200110	4,175.34	4,175.34	0.00	YEAR END BUDGET ADJUSTMENT	SH
2020 556-582-202	RETIREMENT CONTRIB	09/17/2020	200110	1,527.12	1,527.12	0.00	YEAR END BUDGET ADJUSTMENT	SH
2020 556-582-203	WORKERS COMPENSATI	09/17/2020	200110	239.43	239.43	0.00	YEAR END BUDGET ADJUSTMENT	SH
2020 556-582-204	UNEMPLOYMENT INSUR	09/17/2020	200110	29.37	29.37	0.00	YEAR END BUDGET ADJUSTMENT	SH
2020 556-582-411	PROGRAM OR SERVICE	12/11/2019	200015	57,200.00	57,200.00	0.00	JUV BA #4	MK
2020 556-582-572	PROGRAM OR SERVICE	09/17/2020	200110	54,038.08	54,038.08	0.00	YEAR END BUDGET ADJUSTMENT	SH
EXPENDITURES - GRANT S				TOTAL AMENDMENTS	10	TOTAL CHANGES	2,074.00	
2020 558-435-103	SALARIES - EMPLOYEE	09/17/2020	200109	13,743.00	13,743.08	.08	YEAR END BUDGET ADJUSTMENT	SH
2020 558-435-201	SOCIAL SECURITY	09/17/2020	200109	1,051.34	1,051.19	0.15-	YEAR END BUDGET ADJUSTMENT	SH
2020 558-435-202	GROUP INSURANCE	09/17/2020	200109	.00	30.00	30.00	YEAR END BUDGET ADJUSTMENT	SH
2020 558-435-203	RETIREMENT CONTRIB	09/17/2020	200109	1,124.18	1,102.64	21.54-	YEAR END BUDGET ADJUSTMENT	SH
2020 558-435-204	WORKERS COMPENSATI	09/17/2020	200109	42.60	34.80	7.80-	YEAR END BUDGET ADJUSTMENT	SH
2020 558-435-413	NON RESIDENTIAL OP	09/17/2020	200109	1,918.00	1,726.53	191.47-	YEAR END BUDGET ADJUSTMENT	SH
EXPENDITURES - TRANSFER FROM SUPE				TOTAL AMENDMENTS	7	TOTAL CHANGES	.00	
2020 559-390-541	TRANSFER FROM SUPE	10/08/2020	200126	14,565.00-	8,251.00-	6,314.00	ADULT ADJ - 559	MK
EXPENDITURES - MENTAL IMPAIRME				TOTAL AMENDMENTS	4	TOTAL CHANGES	6,314.00-	
2020 559-570-103	SALARIES - EMPLOYEE	10/08/2020	200126	42,000.00	35,739.00	6,261.00-	ADULT ADJ - 559	MK
2020 559-570-201	SOCIAL SECURITY	10/08/2020	200126	3,213.00	3,692.00	479.00	ADULT ADJ - 559	MK
2020 559-570-203	RETIREMENT CONTRIB	10/08/2020	200126	3,436.00	2,923.00	513.00-	ADULT ADJ - 559	MK
2020 559-570-206	UNEMPLOYMENT INSUR	10/08/2020	200126	130.00	111.00	19.00-	ADULT ADJ - 559	MK
EXPENDITURES - POSTAGE				TOTAL AMENDMENTS	4	TOTAL CHANGES	6,314.00-	
2020 567-435-311	POSTAGE	06/10/2020	200050	500.00	800.00	300.00	LINE ITEM TRANSFER	MK
2020 567-435-311	POSTAGE	08/19/2020	200074	800.00	1,900.00	500.00	LINE ITEM TRANSFER	SH
2020 567-435-330	FUEL & LUBRICANTS	09/02/2020	200085	9,000.00	9,900.00	100.00-	LINE ITEM TRANSFER	SH
2020 567-435-330	FUEL & LUBRICANTS	09/03/2020	200091	8,900.00	8,875.00	25.00-	LINE ITEM TRANSFER	SH
2020 567-435-402	CONTRACT SERVICES	09/30/2020	200124	4,500.00	3,000.00	1,500.00-	LINE ITEM TRANSFER	MK
2020 567-435-427	TRAINING	08/19/2020	200074	3,200.00	2,700.00	500.00-	LINE ITEM TRANSFER	SH

ACCOUNT NUMBER	ACCOUNT NAME	DATE	AMDMT NUMBER	OLD BUDGET AMOUNT	AMENDED BUDGET AMOUNT	AMOUNT OF CHANGE	DESCRIPTION	CLK
2020 567-435-495	MISC	01/23/2020	200022	100.00	48.22	51.78-	LINE ITEM TRANSFER	SH
2020 567-435-495	MISC	09/02/2020	200085	48.22	148.22	100.00	LINE ITEM TRANSFER	SH
2020 567-435-571	EQUIPMENT PURCHASE	06/10/2020	200050	40,000.00	39,700.00	300.00-	LINE ITEM TRANSFER	MK
2020 567-435-571	EQUIPMENT PURCHASE	09/30/2020	200124	39,700.00	41,200.00	1,500.00	LINE ITEM TRANSFER	MK
2020 567-435-572	OFFICE EQUIPMENT	01/23/2020	200022	1,500.00	1,551.78	51.78	LINE ITEM TRANSFER	SH
EXPENDITURES-ABATEMENT OFFICER				TOTAL AMENDMENTS	TOTAL CHANGES	3,025.00-		
2020 567-700-010	TRANSFER TO GENERA	09/03/2020	200091	1.00	3,025.00	3,025.00	LINE ITEM TRANSFER	SH
				TOTAL AMENDMENTS	TOTAL CHANGES	3,025.00		
2020 807-390-010	TRANSFER FROM GENE	10/14/2020	200127	1.00	19,000.00-	19,000.00-	HAZARD MITIGATION GRANT	MK
				TOTAL AMENDMENTS	TOTAL CHANGES	19,000.00-		
2020 809-476-103	SALARIES - EMPLOYE	02/05/2020	200026	5,000.00	5,000.00	5,000.00	INCREASE SALARY - DA PRETRI	MK
2020 809-476-103	SALARIES - EMPLOYE	08/19/2020	200082	5,000.00	6,000.00	1,000.00	LINE ITEM TRANSFER	SH
2020 809-476-201	SOCIAL SECURITY TA	02/05/2020	200026	409.00	385.00	24.00-	INCREASE SALARY - DA PRETRI	MK
2020 809-476-203	RETIREMENT	02/05/2020	200026	15.00	409.00	394.00	INCREASE SALARY - DA PRETRI	MK
2020 809-476-204	WORKERS COMPENSATI	02/05/2020	200026	16.00	15.00	1.00-	INCREASE SALARY - DA PRETRI	MK
2020 809-476-206	UNEMPLOYMENT INSUR	02/05/2020	200026	40,000.00	16.00	39,984.00-	INCREASE SALARY - DA PRETRI	MK
2020 809-476-427	TRAINING	02/05/2020	200026	34,175.00	33,175.00	1,000.00-	INCREASE SALARY - DA PRETRI	MK
2020 809-476-427	TRAINING	08/19/2020	200082	34,175.00	33,175.00	1,000.00-	LINE ITEM TRANSFER	SH
EXPENDITURES - PRETRIAL INTERV				TOTAL AMENDMENTS	TOTAL CHANGES	1,000.00-		
2020 815-352-400	GRANT PROCEEDS	06/10/2020	200052	1.00	445,907.00-	445,907.00-	INCREASE REV & EXP - COVID	MK
				TOTAL AMENDMENTS	TOTAL CHANGES	445,907.00-		
2020 815-630-111	COVID - 19 PAYROLL	06/10/2020	200052	50,000.00	50,000.00	50,000.00	INCREASE REV & EXP - COVID	MK
2020 815-630-111	COVID - 19 PAYROLL	06/12/2020	1	50,000.00	50,000.00	50,000.00	ACCOUNT S/H/B 815-630-103	SH
2020 815-630-332	PUBLIC HEALTH	06/10/2020	200052	295,907.00	295,907.00	295,907.00	INCREASE REV & EXP - COVID	MK
2020 815-630-402	CONTRACT EXPENSE	06/10/2020	200052	50,000.00	50,000.00	50,000.00	INCREASE REV & EXP - COVID	MK
2020 815-630-495	MISC/OTHER EXPENDI	06/10/2020	200052	5.00	50,000.00	49,995.00-	INCREASE REV & EXP - COVID	MK
EXPENDITURES - COVID - 19				TOTAL AMENDMENTS	TOTAL CHANGES	395,907.00		



P.O. Box 3188 • Longview, Texas 75606 • 903-237-5500
MEMBER FDIC EQUAL HOUSING LENDER

Return Service Requested

RECEIVED
April Tawater

OCT 13 2020

Deputy Treasurer
Van Zandt County

Date 9/30/20
PRIMARY ACCOUNT
ENCLOSURES

Page 1
373



TXBT VAN ZANDT COUNTY
FINANCIAL CLEARING
121 E DALLAS RM 101
CANTON TX 75103

C H E C K I N G A C C O U N T

PUBLIC FUNDS CHECKING		NUMBER OF ENCLOSURES	373
ACCOUNT NUMBER		Statement Dates	9/01/20 thru 9/30/20
PREVIOUS BALANCE	1,112,762.69	DAYS IN STATEMENT PERIOD	30
31 DEPOSITS	2,751,416.98	AVERAGE LEDGER	1,232,602.59
371 CHECKS/DEBITS	2,144,754.27	AVERAGE COLLECTED	1,227,471.07
SERVICE CHARGE	.00		
INTEREST PAID	.00		
CURRENT BALANCE	1,719,425.40		

D E P O S I T S A N D O T H E R C R E D I T S

Date	Description	Amount
9/01	INV-PAYMTS COMP JUDICIARY CTX	21,000.00
9/01	DEPOSIT	1,483.90
9/02	DEPOSIT	17,000.68
9/03	WIRE TRANSFER CREDIT VAN ZANDT COUNTY FINANCIAL CLEARING FUND ATTN KENNY EDWARDS 121 E DALLAS ST STE 101 FEDERATED SERVICES COMPANY FEDERATED INVESTORS TOWER PITTSBURGH PA 152223 20200903A1Q002BC002194 20200903MMQFMPJR000032 09031129FT03	600,000.00
9/03	PAY VZ CO APPRAISAL PPD	14,951.58
9/03	PAY VZ CO APPRAISAL PPD	93,104.60
9/03	DEPOSIT	65,980.36
9/04	INV-PAYMTS TX DPT CRIML JST CTX	64,681.00
9/04	DEPOSIT	17,236.93
9/08	DEPOSIT	1,308.00
9/09	DEPOSIT	461.97
9/10	INV-PAYMTS TX AGRICULTURE CTX	1,558.34

TXBT-021-018786-001-020-201002 018893 K03
75103149626

Date 9/30/20
PRIMARY ACCOUNT
ENCLOSURES

Page 2
[REDACTED]
373

VAN ZANDT COUNTY
FINANCIAL CLEARING
121 E DALLAS RM 101
CANTON TX 75103

PUBLIC FUNDS CHECKING [REDACTED] (Continued)

DEPOSITS AND OTHER CREDITS		
Date	Description	Amount
9/10	DEPOSIT	41,363.87
9/11	DEPOSIT	48,572.35
9/15	DEPOSIT	9.16
9/16	INV-PAYMTS TX AGRICULTURE CTX	1,689.02
9/16	DEPOSIT	126,637.68
9/17	WIRE TRANSFER CREDIT VAN ZANDT COUNTY FINANCIAL CLEARING FUND ATTN KENNY EDWARDS 121 E DALLAS ST STE 101 FEDERATED SERVICES COMPANY FEDERATED INVESTORS TOWER PITTSBURGH PA 152223 20200917A1Q002CC002525 20200917MMQFMPJR000018 09171118FT03	650,000.00
9/17	DEPOSIT	12,860.95
9/18	DEPOSIT	112,155.87
9/21	DEPOSIT	200.75
9/22	INV-PAYMTS HEALTH HUMAN SVC CTX	100.00
9/22	DEPOSIT	1,489.44
9/23	DEPOSIT	18,861.76
9/24	DEPOSIT	19,977.99
9/28	INV-PAYMTS JUVENILE JUSTICE CTX	12,309.81
9/28	DEPOSIT	36.80
9/29	INV-PAYMTS JUVENILE JUSTICE CTX	97,224.80
9/29	DEPOSIT	8,826.98
9/30	WIRE TRANSFER CREDIT VAN ZANDT COUNTY FINANCIAL CLEARING FUND ATTN KENNY EDWARDS 121 E DALLAS ST STE 101 FEDERATED SERVICES COMPANY FEDERATED INVESTORS TOWER PITTSBURGH PA 152223	700,000.00

TXBT-021-018786-001-020-201002 018893 K03

VAN ZANDT COUNTY
FINANCIAL CLEARING
121 E DALLAS RM 101
CANTON TX 75103

PUBLIC FUNDS CHECKING [REDACTED] (Continued)

DEPOSITS AND OTHER CREDITS		
Date	Description	Amount
	20200930AIQ002CC006299	
	20200930MMQFMPJR000104	
	09301626FT03	
9/30	DEPOSIT	332.39

WITHDRAWALS AND OTHER DEBITS		
Date	Description	Amount
9/01	INSURANCE AFLAC CCD 0XH48036173	7,009.86-
9/02	Transf to Payroll clearing Payroll 9/4/2020	225,636.66-
9/03	Confirmation number 902200102 PAYMENT BANKCARD \TEL	2,487.59-
9/03	USATAXPYMT IRS CCD 220064743377931	65,528.75-
9/04	Transf to Payroll clearing Live PR CK 26039 Confirmation number 904200059	166.89-
9/04	PAYMENTS NATIONWIDE PPD	2,925.00-
9/04	FLEET DEBI WEX INC CCD 9100000739575	8,162.77-
9/08	Transf to Debt Services Debt Service Transfer Confirmation number 908200047	6,805.26-
9/08	USATAXPYMT IRS CCD 220065271423397	29.92-
9/15	RECEIVABLE TEXAS COUNTY DRS CCD 0333	89,324.91-
9/16	Transf to Payroll clearing Payroll 9/18/2020 Confirmation number 916200108	221,036.18-
9/17	VAN ZANDT COUNTY CSCD 0234 WIRE TRANSFER DEBIT TDCJ	4,852.85-
9/17	Transf to Payroll clearing Live PR CK 26068	58.96-

VAN ZANDT COUNTY
 FINANCIAL CLEARING
 121 E DALLAS RM 101
 CANTON TX 75103

PUBLIC FUNDS CHECKING [REDACTED] (continued)

WITHDRAWALS AND OTHER DEBITS		
Date	Description	Amount
	Confirmation number 917200076	
9/18	USATAXPYMT IRS	40.06-
	CCD 220066200098240	
9/18	PAYMENTS NATIONWIDE	2,925.00-
	PPD	
9/18	USATAXPYMT IRS	62,870.63-
	CCD 220066292580593	
9/28	Transf to Jury clearing	80.00-
	Jury checks	
	Confirmation number 928200074	

CHECKS IN NUMERICAL ORDER

Date	Check No	Amount	Date	Check No	Amount
9/08	71397	1,225.00	9/02	71948*	207.65
9/04	71467*	20.00	9/01	71954*	792.53
9/03	71506*	2,158.75	9/08	71967*	200.00
9/16	71522*	109.00	9/10	71975*	72.12
9/22	71565*	365.00	9/04	71976	6,156.58
9/16	71614*	61.44	9/08	71991*	37.71
9/01	71674*	1,085.00	9/03	71993*	7,588.85
9/03	71696*	2,000.00	9/08	71995*	5,545.49
9/02	71713*	600.53	9/02	71996	119,891.40
9/09	71719*	600.53	9/03	71997	28.00
9/02	71748*	405.00	9/03	71998	422.67
9/01	71759*	600.53	9/02	71999	1,913.39
9/04	71760	28.00	9/09	72001*	38.28
9/03	71821*	2,640.00	9/09	72002	19.46
9/08	71856*	756.00	9/21	72003	79.18
9/08	71859*	1,200.00	9/04	72004	88.65
9/01	71860	1,675.15	9/21	72005	170.00
9/03	71863*	60.00	9/29	72006	300.00
9/14	71870*	120.00	9/03	72007	602.88
9/01	71875*	240.00	9/08	72009*	240.75
9/01	71906*	1,746.00	9/04	72010	1,055.00
9/01	71921*	3,741.44	9/04	72011	49.95
9/01	71931*	75.00	9/09	72012	174.00
9/16	71933*	161.79	9/14	72013	48.65

* Indicates break in check number sequence

VAN ZANDT COUNTY
 FINANCIAL CLEARING
 121 E DALLAS RM 101
 CANTON TX 75103

PUBLIC FUNDS CHECKING

[REDACTED] (Continued)

CHECKS IN NUMERICAL ORDER

Date	Check No	Amount	Date	Check No	Amount
9/16	72014	300.00	9/09	72055	500.00
9/04	72015	86.10	9/09	72056	378.03
9/10	72016	1,760.00	9/08	72057	1,405.74
9/15	72017	350.00	9/08	72058	11,304.00
9/09	72018	471.71	9/15	72059	124.50
9/14	72019	24.10	9/10	72060	6,779.60
9/09	72020	1,142.17	9/15	72061	213.50
9/09	72021	2,556.89	9/10	72062	4,182.00
9/14	72022	500.00	9/09	72063	500.00
9/10	72023	1,900.00	9/15	72064	1,040.00
9/11	72024	1,840.00	9/09	72065	26.19
9/08	72025	12,870.35	9/10	72066	158.41
9/10	72026	175.00	9/10	72067	192.00
9/17	72027	78.00	9/10	72068	1,423.10
9/11	72028	1,250.00	9/09	72069	700.00
9/10	72029	1,577.03	9/09	72070	217.53
9/10	72030	3,174.11	9/28	72071	152.00
9/09	72031	499.77	9/08	72072	240.00
9/11	72032	1,153.43	9/09	72073	3,000.00
9/09	72033	183.12	9/10	72074	7.00
9/14	72035*	240.00	9/09	72075	1,137.00
9/11	72036	93.81	9/04	72076	66.00
9/08	72037	739.90	9/10	72077	377.47
9/09	72038	4,300.00	9/08	72078	35.49
9/16	72039	1,881.66	9/09	72079	181.65
9/09	72040	1,710.00	9/11	72080	600.00
9/08	72042*	4,503.27	9/08	72081	177.01
9/17	72043	330.69	9/09	72082	355.36
9/16	72044	9,795.20	9/08	72083	600.77
9/10	72045	2,901.20	9/15	72084	4,090.00
9/11	72046	27.47	9/14	72085	2,180.50
9/09	72047	156.90	9/09	72086	5,581.40
9/10	72048	4,943.62	9/18	72087	505.60
9/10	72049	48.24	9/10	72088	2,934.00
9/16	72050	2,018.05	9/09	72089	381.00
9/21	72051	1,027.00	9/08	72090	187.00
9/09	72052	430.00	9/09	72091	37.85
9/08	72053	59,290.00	9/11	72092	90.00
9/10	72054	540.00	9/04	72093	29.22

* Indicates break in check number sequence

Date 9/30/20
PRIMARY ACCOUNT
ENCLOSURES

Page 6
██████████
373

VAN ZANDT COUNTY
FINANCIAL CLEARING
121 E DALLAS RM 101
CANTON TX 75103

PUBLIC FUNDS CHECKING ██████████ (Continued)

CHECKS IN NUMERICAL ORDER					
Date	Check No	Amount	Date	Check No	Amount
9/17	72094	24.50	9/09	72134	356.74
9/08	72095	699.00	9/09	72135	67.56
9/09	72096	18.02	9/08	72136	3,892.11
9/18	72097	600.00	9/10	72138*	335.00
9/25	72098	978.73	9/09	72139	74.17
9/11	72099	265.48	9/10	72140	739.82
9/11	72100	75.00	9/09	72141	31,474.56
9/09	72102*	4,652.89	9/09	72142	694.69
9/09	72103	667.50	9/09	72143	13,532.29
9/09	72104	88.37	9/14	72144	490.00
9/14	72105	164.83	9/03	72145	62,869.62
9/15	72106	140.94	9/08	72146	75.00
9/09	72107	165.93	9/04	72147	75.00
9/09	72108	2,949.46	9/21	72148	126.60
9/08	72109	1,661.68	9/21	72149	42.14
9/14	72110	455.00	9/11	72150	611.58
9/09	72111	1,521.85	9/17	72151	105.55
9/09	72112	333.38	9/28	72152	212.44
9/16	72113	45.45	9/24	72153	29.00
9/09	72114	17,335.00	9/30	72154	237.49
9/14	72115	264.70	9/25	72155	286.61
9/09	72116	500.00	9/24	72156	80.00
9/14	72117	180.45	9/17	72158*	90.29
9/10	72118	220.50	9/22	72159	2,887.50
9/14	72119	5,250.00	9/24	72160	50.00
9/09	72120	449.53	9/24	72161	84.71
9/10	72121	90.00	9/24	72162	75.18
9/09	72122	144,042.59	9/28	72163	6,153.23
9/09	72123	150.00	9/24	72164	450.00
9/11	72124	450.00	9/25	72165	375.00
9/08	72125	107.97	9/24	72166	120.80
9/09	72126	1,567.18	9/21	72168*	9.38
9/08	72127	128.67	9/24	72169	6.59
9/10	72128	85.50	9/25	72170	993.06
9/10	72129	286.06	9/24	72172*	435.00
9/14	72130	260.07	9/25	72174*	50.00
9/08	72131	1,050.71	9/29	72176*	3,781.25
9/08	72132	3,000.00	9/22	72177	69.99
9/10	72133	96.00	9/22	72178	56.20

* Indicates break in check number sequence

TXBT-021-018786-001-020-201002 018893 K03

VAN ZANDT COUNTY
FINANCIAL CLEARING
121 E DALLAS RM 101
CANTON TX 75103

PUBLIC FUNDS CHECKING

[REDACTED] (Continued)

CHECKS IN NUMERICAL ORDER						
Date	Check No	Amount	Date	Check No	Amount	Amount
9/23	72179	25.02	9/21	72221	14,014.55	
9/21	72180	3,548.00	9/28	72222	72.00	
9/22	72181	6,100.41	9/22	72223	3,080.00	
9/22	72182	2,706.58	9/23	72224	9,308.63	
9/22	72183	339.63	9/22	72225	9,006.00	
9/23	72184	249,408.44	9/23	72226	90.00	
9/23	72185	350.00	9/18	72227	4,100.00	
9/23	72186	4,654.72	9/18	72230*	44.60	
9/21	72188*	9,209.60	9/25	72231	168.30	
9/28	72189	30.00	9/25	72232	45.00	
9/23	72190	233.20	9/28	72233	2,440.44	
9/23	72191	57.94	9/23	72235*	450.00	
9/23	72192	3,212.11	9/22	72236	413.21	
9/22	72193	70.00	9/21	72237	691.93	
9/18	72194	12.50	9/25	72238	150.00	
9/22	72195	39,078.00	9/21	72240*	135.00	
9/28	72196	950.00	9/22	72241	120.11	
9/22	72197	91,501.00	9/22	72242	4,437.74	
9/22	72199*	600.53	9/22	72243	159.50	
9/25	72200	2,733.00	9/22	72244	191.35	
9/21	72201	506.66	9/28	72245	237.65	
9/24	72202	47.97	9/22	72247*	3,000.00	
9/25	72203	150.00	9/21	72248	25.00	
9/24	72204	276.00	9/22	72249	1,045.00	
9/22	72205	50.00	9/21	72250	94.18	
9/22	72206	475.62	9/23	72251	643.21	
9/25	72207	176.73	9/22	72253*	13.68	
9/23	72209*	8,855.48	9/22	72254	2,180.50	
9/24	72210	287.09	9/22	72255	375.00	
9/29	72211	10,000.00	9/23	72256	300.00	
9/24	72212	164.85	9/22	72258*	7,196.00	
9/23	72213	360.72	9/22	72259	120.00	
9/22	72214	23.13	9/23	72260	203.00	
9/23	72215	171.42	9/23	72261	28.50	
9/23	72216	688.45	9/21	72262	1,930.00	
9/23	72217	790.00	9/21	72263	52.99	
9/21	72218	1,289.99	9/22	72264	4,461.00	
9/25	72219	270.00	9/24	72265	65.54	
9/23	72220	12,472.72	9/22	72266	1,450.00	

* Indicates break in check number sequence



Date 9/30/20
 PRIMARY ACCOUNT
 ENCLOSURES

Page 8
 [REDACTED]
 373

VAN ZANDT COUNTY
 FINANCIAL CLEARING
 121 E DALLAS RM 101
 CANTON TX 75103

PUBLIC FUNDS CHECKING

[REDACTED] (Continued)

CHECKS IN NUMERICAL ORDER

Date	Check No	Amount	Date	Check No	Amount
9/23	72267	600.53	9/23	72310	140.38
9/22	72268	600.53	9/23	72311	1,085.25
9/24	72269	38.97	9/21	72312	586.90
9/22	72271*	1,199.95	9/22	72313	792.53
9/25	72272	250.00	9/21	72314	650.40
9/29	72273	125.00	9/22	72315	151.96
9/23	72274	5,977.84	9/24	72316	150.00
9/28	72275	1,971.48	9/21	72317	1,536.60
9/22	72276	238.00	9/23	72318	2,750.00
9/17	72277	206.00	9/28	72319	600.53
9/22	72278	920.16	9/22	72320	349.66
9/23	72280*	175.94	9/22	72321	29.42
9/22	72281	2,390.02	9/22	72322	93.94
9/22	72283*	952.63	9/23	72323	149.59
9/21	72284	1,126.67	9/22	72324	28,470.96
9/21	72286*	11,959.19	9/22	72325	13,378.75
9/22	72287	947.43	9/23	72326	197.70
9/23	72288	1,048.00	9/23	72327	31.39
9/18	72289	55.00	9/25	72328	80.00
9/21	72291*	1,190.43	9/22	72329	76.41
9/30	72292	1,810.58	9/18	72330	61,485.00
9/22	72293	17,335.00	9/28	72332*	60.48
9/25	72294	1,768.55	9/30	72333	90.00
9/23	72295	1,690.54	9/25	72334	49.95
9/24	72296	729.00	9/28	72335	112.49
9/23	72297	90.00	9/28	72336	1,149.00
9/24	72298	211.00	9/24	72337	48.65
9/24	72300*	75.00	9/25	72339*	1,354.32
9/22	72301	70,777.00	9/28	72340	250.00
9/22	72303*	500.00	9/30	72342*	1,147.00
9/28	72304	600.00	9/29	72344*	707.24
9/22	72305	160.23	9/28	72345	425.00
9/21	72306	331.02	9/28	72346	372.00
9/22	72307	317.00	9/28	72348*	54.16
9/22	72308	2,897.87	9/30	72350*	116.50
9/24	72309	357.38	9/29	72351	571.61

* Indicates break in check number sequence

TXBT-021-018786-001-020-201002 018893 K03

Date 9/30/20
PRIMARY ACCOUNT
ENCLOSURES

Page 9
[REDACTED]
373

VAN ZANDT COUNTY
FINANCIAL CLEARING
121 E DALLAS RM 101
CANTON TX 75103

PUBLIC FUNDS CHECKING

[REDACTED] (Continued)

DAILY BALANCE INFORMATION					
Date	Balance	Date	Balance	Date	Balance
9/01	1,118,281.08	9/11	1,165,165.96	9/22	1,216,567.14
9/02	786,627.13	9/14	1,154,987.66	9/23	929,188.18
9/03	1,414,276.56	9/15	1,059,712.97	9/24	945,383.44
9/04	1,477,285.33	9/16	952,630.90	9/25	935,504.19
9/08	1,360,584.53	9/17	1,609,745.01	9/28	931,927.90
9/09	1,115,125.95	9/18	1,589,262.49	9/29	1,022,494.58
9/10	1,123,050.38	9/21	1,539,129.83	9/30	1,719,425.40

END OF STATEMENT

TexPool Participant Services
 1001 Texas Avenue, Suite 1150
 Houston, TX 77002



Participant Statement

VAN ZANDT COUNTY
 FINANCIAL CLEARING FUND
 ATTN KENNY EDWARDS
 121 E DALLAS ST STE 101
 CANTON TX 75103-1496

Statement Period **09/01/2020 - 09/30/2020**

Page 1 of 2

Customer Service **1-866-TEX-POOL**
 Location ID **[REDACTED]**
 Investor ID **[REDACTED]**

TexPool Update

The Summary Statement feature, located on the Statements tab, allows you to view or download one document that summarizes all of your TexPool and TexPool Prime accounts. To include additional dates in the summary, select the Custom Summary Statement.

TexPool Summary

Pool Name	Beginning Balance	Total Deposits	Total Withdrawals	Total Interest	Current Balance	Average Balance
Texas Local Government Investment Pool	\$12,087,613.16	\$0.00	\$1,950,000.00	\$1,358.94	\$10,138,972.10	\$11,200,991.79
Total Dollar Value	\$12,087,613.16	\$0.00	\$1,950,000.00	\$1,358.94	\$10,138,972.10	

Portfolio Value

Pool Name	Pool/Account	Market Value (09/01/2020)	Share Price (09/30/2020)	Shares Owned (09/30/2020)	Market Value (09/30/2020)
Texas Local Government Investment Pool	[REDACTED]	\$12,087,613.16	\$1.00	10,138,972.100	\$10,138,972.10
Total Dollar Value		\$12,087,613.16			\$10,138,972.10

Interest Summary

Pool Name	Pool/Account	Month-to-Date Interest	Year-to-Date Interest
Texas Local Government Investment Pool	[REDACTED]	\$1,358.94	\$62,421.16
Total		\$1,358.94	\$62,421.16



Transaction Detail

Texas Local Government Investment Pool

Participant: VAN ZANDT COUNTY

Pool/Account: [REDACTED]

Transaction Date	Settlement Date	Transaction Description	Transaction Dollar Amount	Share Price	Shares This Transaction	Shares Owned
09/01/2020	09/01/2020	BEGINNING BALANCE	\$12,087,613.16	\$1.00		12,087,613.160
09/03/2020	09/03/2020	WITHDRAWAL	\$600,000.00-	\$1.00	600,000.000-	11,487,613.160
09/17/2020	09/17/2020	WITHDRAWAL	\$650,000.00-	\$1.00	650,000.000-	10,837,613.160
09/30/2020	09/30/2020	WITHDRAWAL	\$700,000.00-	\$1.00	700,000.000-	10,137,613.160
09/30/2020	09/30/2020	MONTHLY POSTING	\$1,358.94	\$1.00	1,358.940	10,138,972.100
Account Value as of 09/30/2020			\$10,138,972.10	\$1.00		10,138,972.100



0003576-0019338 PDF 927567

Van Zandt County
121 East Dallas Street Room 101
Canton, TX 75103

Summary Statement

September 30, 2020

Page 1 of 3

Investor ID: [REDACTED]

Texas CLASS

Texas CLASS

Average Monthly Yield: 0.2510%

	Beginning Balance	Contributions	Withdrawals	Income Earned	Income Earned YTD	Average Daily Balance	Month End Balance
FINANCIAL CLEARING	1,409,127.97	0.00	0.00	289.87	5,587.89	1,409,286.37	1,409,417.84
TOTAL	1,409,127.97	0.00	0.00	289.87	5,587.89	1,409,286.37	1,409,417.84

Tel: (800) 707-6242

<https://www.texasclass.com/>



Account Statement

September 30, 2020

Page 2 of 3

Account Number: [REDACTED]

FINANCIAL CLEARING

Account Summary

Average Monthly Yield: 0.2510%

	Beginning Balance	Contributions	Withdrawals	Income Earned	Income Earned YTD	Average Daily Balance	Month End Balance
Texas CLASS	1,409,127.97	0.00	0.00	289.87	5,587.89	1,409,286.37	1,409,417.84

Transaction Activity

Transaction Date	Transaction Description	Contributions & Income Earned	Withdrawals	Balance	Transaction Number
09/01/2020	Beginning Balance			1,409,127.97	
09/30/2020	Income Dividend Reinvestment	289.87			
09/30/2020	Ending Balance			1,409,417.84	

Tel: (800) 707-6242

<https://www.texasclass.com/>



Texas CLASS

Texas CLASS

Date	Dividend Rate	Daily Yield
09/10/2020	0.000007324	0.2681%
09/10/2020	0.000007265	0.2659%
09/10/2020	0.000007313	0.2677%
09/10/2020	0.000028973	0.2651%
09/10/2020	0.000000000	0.2651%
09/10/2020	0.000000000	0.2651%
09/10/2020	0.000007243	0.2651%
09/10/2020	0.000006970	0.2651%
09/10/2020	0.000006970	0.2651%
09/11/2020	0.000020910	0.2651%
09/11/2020	0.000000000	0.2651%
09/11/2020	0.000000000	0.2651%
09/11/2020	0.000006784	0.2483%
09/11/2020	0.000006648	0.2506%
09/11/2020	0.000006820	0.2496%
09/11/2020	0.000006857	0.2510%
09/11/2020	0.000020337	0.2481%
09/11/2020	0.000000000	0.2481%
09/11/2020	0.000000000	0.2481%
09/11/2020	0.000000000	0.2481%
09/11/2020	0.000000000	0.2481%
09/11/2020	0.000006697	0.2451%
09/11/2020	0.000006627	0.2389%
09/11/2020	0.000006580	0.2408%
09/11/2020	0.000019770	0.2412%
09/11/2020	0.000000000	0.2412%
09/11/2020	0.000000000	0.2412%
09/11/2020	0.000006609	0.2419%
09/11/2020	0.000006216	0.2275%
09/11/2020	0.000005979	0.2195%

Tel: (800) 707-6242

<https://www.texasclass.com/>